



JMMB Securities (T&T) Limited

Financial Statements

As at and for the year ended 31 March 2024
(Expressed in Trinidad and Tobago dollars)

JMMB Securities (T&T) Limited

Index

31 March 2024

	Page
Statement of Management's Responsibilities	1
Independent Auditors' Report	2 - 4
Financial Statements	
Statement of Profit or Loss and Other Comprehensive Income	5 - 6
Statement of Financial Position	7
Statement of Changes in Equity	8
Statement of Cash Flows	9
Notes to the Financial Statements	10 - 63
Glossary	64

Statement of Management's Responsibilities
JMMB Securities (T&T) Limited


Management is responsible for the following:

- Preparing and fairly presenting the financial statements of JMMB Securities (T&T) Limited (the Company), which comprise the statement of financial position as at March 31, 2024, the statements of profit or loss and other comprehensive income, changes in equity and cash flows for the year then ended, and notes, comprising material accounting policies and other explanatory information;
- Ensuring that the Company keeps proper accounting records;
- Selecting appropriate accounting policies and applying them in a consistent manner;
- Implementing, monitoring and evaluating the system of internal control that assures security of the Company's assets, detection/prevention of fraud, and the achievement of the Company's operational efficiencies;
- Ensuring that the system of internal control operated effectively during the reporting period;
- Producing reliable financial reporting that complies with laws and regulations, including the Companies Act; and
- Using reasonable and prudent judgement in the determination of estimates.


In preparing these financial statements, management utilised the IFRS Accounting Standards, as issued by the International Accounting Standards Board (IFRS Accounting Standards) and adopted by the Institute of Chartered Accountants of Trinidad and Tobago. Where IFRS Accounting Standards presented alternative accounting treatments, management chose those considered most appropriate in the circumstances.

Nothing has come to the attention of management to indicate that the Company will not remain a going concern for the next twelve months from the reporting date, or from the date the financial statements have been authorised for issue, if later.

Management affirms that it has carried out its responsibilities as outlined above.



Shawn Moses
Country Chief Executive Officer



Naomi Arjoonsingh
Chief Financial Officer

Date: June 26 2024

Date: June 26, 2024



KPMG Chartered Accountants
Savannah East
11 Queen's Park East
Port-of-Spain
Trinidad and Tobago, W.I.
Tel +1 868 612 5764
Web www.kpmg.com/tt

**Independent Auditors' Report
To the Shareholder of JMMB Securities (T&T) Limited**

Opinion

We have audited the financial statements of JMMB Securities (T&T) Limited ("the Company") which comprise the statement of financial position as at March 31, 2024, the statements of profit or loss and other comprehensive income, changes in equity, and cash flows for the year then ended, and notes, comprising material accounting policies and other explanatory information.

In our opinion, the accompanying financial statements present fairly, in all material respects, the financial position of the Company as at March 31, 2024, and its financial performance and its cash flows for the year then ended in accordance with IFRS Accounting Standards as issued by the International Accounting Standards Board (IFRS Accounting Standards).

Basis for Opinion

We conducted our audit in accordance with International Standards on Auditing (ISAs). Our responsibilities under those standards are further described in the Auditors' Responsibilities for the Audit of the Financial Statements section of our report. We are independent of the Company in accordance with the International Ethics Standards Board for Accountants International Code of Ethics for Professional Accountants including International Independence Standards (IESBA Code) together with the ethical requirements that are relevant to our audit of the financial statements in the Republic of Trinidad and Tobago, and we have fulfilled our other ethical responsibilities in accordance with these requirements and with the IESBA Code. We believe that the audit evidence we have obtained is sufficient and appropriate to provide a basis for our opinion.

Responsibilities of Management and Those Charged with Governance for the Financial Statements

Management is responsible for the preparation and fair presentation of the financial statements in accordance with IFRS Accounting Standards and for such internal control as management determines is necessary to enable the preparation of financial statements that are free from material misstatement, whether due to fraud or error.



Independent Auditors' Report (continued)
To the Shareholder of JMMB Securities (T&T) Limited (continued)

Responsibilities of Management and Those Charged with Governance for the Financial Statements (continued)

In preparing the financial statements, management is responsible for assessing the Company's ability to continue as a going concern, disclosing, as applicable, matters related to going concern and using the going concern basis of accounting unless management either intends to liquidate the Company or to cease operations, or has no realistic alternative but to do so.

Those charged with governance are responsible for overseeing the Company's financial reporting process.

Auditors' Responsibilities for the Audit of the Financial Statements

Our objectives are to obtain reasonable assurance about whether the financial statements as a whole are free from material misstatement, whether due to fraud or error, and to issue an auditors' report that includes our opinion. Reasonable assurance is a high level of assurance, but is not a guarantee that an audit conducted in accordance with ISAs will always detect a material misstatement when it exists. Misstatements can arise from fraud or error and are considered material if, individually or in the aggregate, they could reasonably be expected to influence the economic decisions of users taken on the basis of these financial statements.

As part of an audit in accordance with ISAs, we exercise professional judgement and maintain professional skepticism throughout the audit. We also:

- Identify and assess the risks of material misstatement of the financial statements, whether due to fraud or error, design and perform audit procedures responsive to those risks, and obtain audit evidence that is sufficient and appropriate to provide a basis for our opinion. The risk of not detecting a material misstatement resulting from fraud is higher than for one resulting from error, as fraud may involve collusion, forgery, intentional omissions, misrepresentations, or the override of internal control.
- Obtain an understanding of internal control relevant to the audit in order to design audit procedures that are appropriate in the circumstances, but not for the purpose of expressing an opinion on the effectiveness of the Company's internal control.
- Evaluate the appropriateness of accounting policies used and the reasonableness of accounting estimates and related disclosures made by management.



Independent Auditors' Report (continued)
To the Shareholder of JMMB Securities (T&T) Limited (continued)

Auditors' Responsibilities for the Audit of the Financial Statements (continued)

- Conclude on the appropriateness of management's use of the going concern basis of accounting and, based on the audit evidence obtained, whether a material uncertainty exists related to events or conditions that may cast significant doubt on the Company's ability to continue as a going concern. If we conclude that a material uncertainty exists, we are required to draw attention in our auditors' report to the related disclosures in the financial statements or, if such disclosures are inadequate, to modify our opinion. Our conclusions are based on the audit evidence obtained up to the date of our auditors' report. However, future events or conditions may cause the Company to cease to continue as a going concern.
- Evaluate the overall presentation, structure and content of the financial statements, including the disclosures, and whether the financial statements represent the underlying transactions and events in a manner that achieves fair presentation.

We communicate with those charged with governance regarding, among other matters, the planned scope and timing of the audit and significant audit findings, including any significant deficiencies in internal control that we identify during our audit.

A handwritten signature of the KPMG firm, written in blue ink, appearing as 'KPMG' with a stylized flourish.

Chartered Accountants

Port of Spain
Trinidad and Tobago
June 26, 2024

JMMB Securities (T&T) Limited

Statement of Profit or Loss and Other Comprehensive Income

Year ended 31 March 2024

(Expressed in Trinidad and Tobago dollars)

	Notes	2024	2023
		\$	\$
Net interest income			
Interest income calculated using the effective interest method	4	297,011	205,268
Interest expense		(2,239,496)	(858,702)
		<u>(1,942,485)</u>	<u>(653,434)</u>
Other revenue			
Commissions on equity trading/brokerage		2,262,075	4,864,948
Net (loss) revenue from financial instruments at fair value through profit or loss (FVTPL)		(1,215,889)	6,426,304
Foreign exchange gain		217,119	-
		<u>1,263,305</u>	<u>11,291,252</u>
Revenue		(679,180)	10,637,818
Other income			
Dividends		203,048	200,433
Other income		6,950	24,402
Total income		(469,182)	10,862,653
Operating expenses			
Staff costs	5	(2,964,305)	(2,457,175)
Other expenses	6	(2,463,398)	(2,183,136)
Foreign exchange loss		-	(2,693,845)
		<u>(5,427,703)</u>	<u>(7,334,156)</u>
(Loss) profit before impairment gains and taxation		(5,896,885)	3,528,497
Impairment gains on financial assets	7	149,890	167,637
(Loss) profit before taxation		(5,746,995)	3,696,134
Taxation	8	2,237,291	(551,630)
(Loss) profit for the year		(3,509,704)	3,144,504

The accompanying notes on pages 10 to 63 are an integral part of these financial statements.

JMMB Securities (T&T) Limited

Statement of Profit or Loss and Other Comprehensive Income (continued)

Year ended 31 March 2024

(Expressed in Trinidad and Tobago dollars)

	Note	2024	2023
		\$	\$
Net Loss profit for the Year		<u>(3,509,704)</u>	<u>3,144,504</u>
Other Comprehensive Income			
<i>Items that will not be reclassified subsequently to profit or loss:</i>			
Change in fair value of equity instruments at FVOCI		(1,462,283)	586,197
Related tax	13	438,685	(175,859)
Sale of Equity through FVOCI		33,343	-
		<u>(990,255)</u>	<u>410,338</u>
Total comprehensive (loss) income for the year		<u>(4,499,959)</u>	<u>3,554,842</u>

The accompanying notes on pages 10 to 63 are an integral part of these financial statements.

JMMB Securities (T&T) Limited


Statement of Financial Position


Year ended 31 March 2024

(Expressed in Trinidad and Tobago dollars)

		2024	2023
	Note	\$	\$
Assets			
Cash and cash equivalents	9	44,963,618	42,803,397
Receivables and prepayments	10	12,336,936	8,760,893
Investment securities	11	33,159,022	31,207,125
Taxation recoverable		54,305	-
Furniture and equipment	12	15,415	26,750
Deferred tax asset	13	5,268,429	3,030,491
Total Assets		95,797,725	85,828,656
Equity and Liabilities			
Equity			
Share capital	14(i)	12,909,798	12,909,798
6% non-cumulative preference shares	14(i)	2,500,000	2,500,000
Investment revaluation reserve	14(ii)	3,457,214	4,447,469
Retained earnings		4,976,381	8,486,085
Total Equity		23,843,393	28,343,352
Liabilities			
Accounts payable	15	26,336,374	27,208,813
Loan from parent	16(d)	44,154,352	28,374,200
Deferred tax liability	13	1,463,606	1,902,291
		71,954,332	57,485,304
Total Equity and Liabilities		95,797,725	85,828,656

Approved for issue by the Board of Directors on June 17, 2024 and signed on its behalf by:


Catherine Kumar Director


Amoy Van Lowe Director

The accompanying notes on pages 10 to 63 are an integral part of these financial statements.

JMMB Securities (T&T) Limited

Statement of Changes in Equity

Year ended 31 March 2024

(Expressed in in Trinidad and Tobago dollar)

	Share Capital \$	Preference Shares \$	Investment Revaluation Reserve \$	Retained Earnings \$	Total Equity \$
Balance at 1 April 2022	12,909,798	2,500,000	4,037,131	5,341,581	24,788,510
Profit for the year	-	-	-	3,144,504	3,144,504
Other comprehensive income, net of tax					
Net change in fair value of debt and equity instruments at FVOCI	-	-	410,338	-	410,338
Total comprehensive income for the year	-	-	410,338	3,144,504	3,554,842
Balance at 31 March 2023	<u>12,909,798</u>	<u>2,500,000</u>	<u>4,447,469</u>	<u>8,486,085</u>	<u>28,343,352</u>
Balance at 1 April 2023	12,909,798	2,500,000	4,447,469	8,486,085	28,343,352
Loss for the year	-	-	-	(3,509,704)	(3,509,704)
Other comprehensive loss, net of tax					
Net change in fair value of debt and equity instruments at FVOCI	-	-	(990,255)	-	(990,255)
Total comprehensive income for the year	-	-	(990,255)	(3,509,704)	(4,499,959)
Balance at 31 March 2024	<u>12,909,798</u>	<u>2,500,000</u>	<u>3,457,214</u>	<u>4,976,381</u>	<u>23,843,393</u>

The accompanying notes on pages 10 to 63 are an integral part of these financial statements.

JMMB Securities (T&T) Limited

Statement of Cash Flows

Year ended 31 March 2024

(Expressed in Trinidad and Tobago dollars)

	Note	2024	2023
		\$	\$
Cash Flows from Operating Activities			
(Loss) profit for the year		(3,509,704)	3,144,504
Adjustments for:			
Interest income	4	(297,011)	(205,268)
Interest expense		2,239,496	858,702
Taxation	8	(2,237,291)	551,630
Dividends		(203,048)	(200,433)
Net revenue from financial instruments at FVTPL		1,215,891	(6,426,304)
Depreciation	12	11,335	10,365
		(2,780,332)	(2,266,804)
Changes in operating assets and liabilities			
Receivables and prepayments		(3,576,043)	7,993,919
Payables and accruals		(872,439)	(22,571,423)
		(7,228,814)	(16,844,308)
Interest received		297,011	205,268
Taxes paid		(54,305)	(130,768)
Net cash used in operating activities		<u>(6,986,108)</u>	<u>(16,769,808)</u>
Cash Flows from Investing Activities			
Dividends received		1,524,382	1,147,434
Purchase of investment securities		(37,354,261)	(83,273,982)
Sale of investment securities		31,435,552	92,760,512
Net cash (used in) from investing activities		<u>(4,394,327)</u>	<u>10,633,964</u>
Cash Flows from Financing Activities			
Loan from parent		15,780,152	20,950
Interest paid		(2,239,496)	(858,702)
Net cash from (used in) Financing Activities		<u>13,540,656</u>	<u>(837,752)</u>
Net increase (decrease) in cash and cash equivalents		2,160,221	(6,973,596)
CASH AND CASH EQUIVALENTS AT BEGINNING OF YEAR		<u>42,803,397</u>	<u>49,776,993</u>
CASH AND CASH EQUIVALENTS AT END OF YEAR	9	<u>44,963,618</u>	<u>42,803,397</u>

The accompanying notes on pages 10 to 63 are an integral part of these financial statements.

JMMB Securities (T&T) Limited

Notes to the Financial Statements

31 March 2024

(Expressed in Trinidad and Tobago dollars)

1. General Information

JMMB Securities (T&T) Limited (the "Company") was incorporated in the Republic of Trinidad and Tobago on April 1, 1975 and its principal activity is that of a stockbroker serving the investment needs of its individual and institutional clients, trading in bonds, shares and other securities. The Company is registered with the Trinidad and Tobago Securities and Exchange Commission and is also a member firm of the Trinidad and Tobago Stock Exchange Limited ("TTSE"). The Company's registered office is #169 Tragarete Road, Port of Spain, Trinidad and Tobago.

Effective 31 January 2024, the Trinidad and Tobago financial entities of the JMMB Group Limited (which includes JMMB Securities (T&T) Limited, JMMB Investment (Trinidad and Tobago) Limited, JMMB Bank (T&T) Limited, JMMB Express Finance (T&T) Limited and its parent) are now indirectly controlled by JMMB Financial Holdings Limited, which is a financial holding company licensed by the Bank of Jamaica.

The ultimate parent remains JMMB Group Limited, a company listed on the Jamaica Stock Exchange and the Trinidad and Tobago Stock Exchange.

2. Statement of Compliance and Basis of Preparation

(a) Statement of compliance

The financial statements are prepared in accordance with IFRS Accounting Standards as issued by the International Accounting Standards Board (IFRS Accounting Standards).

Details of the Company's accounting policies are included in Note 21.

(b) Basis of preparation

The financial statements are prepared on the historical cost basis, except for the following:

- financial instruments at fair value through profit or loss (FVTPL).
- financial instruments at fair value through other comprehensive income (FVOCI).

(c) Functional and presentation currency

Items included in these financial statements are measured using the currency of the primary economic environment in which the entity operations ("the functional currency").

The financial statements are presented in Trinidad and Tobago dollars, which is the functional currency of the Company, and are expressed in full amounts unless otherwise stated.

(d) Use of estimates and judgements

The preparation of the financial statements in conformity with IFRS Accounting Standards requires management to make estimates and assumptions that affect the reported amounts of, and disclosures relating to, assets, liabilities, contingent assets and contingent liabilities at the reporting date and the income and expenses for the year then ended. Actual amounts could differ from those estimates.

Note 3 provides an overview of the areas that involve a higher degree of judgement or complexity, and major sources of estimation uncertainty that have a significant risk of resulting in a material adjustment within the next financial year. Detailed information about each of these estimates and judgements is included in the related notes together with information about the basis of calculation for each affected line item in the financial statements.

JMMB Securities (T&T) Limited

Notes to the Financial Statements

31 March 2024

(Expressed in Trinidad and Tobago dollars)

2. Basis of Preparation (continued)

(d) Use of estimates and judgements (continued)

Estimates and underlying assumptions are reviewed on an ongoing basis. Revisions to accounting estimates are recognised in the period in which the estimate is revised, if the revision affects only that period, or in the period of the revision and future periods, if the revision affects both current and future periods.

3. Critical Accounting Judgements and Key Sources of Estimation Uncertainty

The areas of estimation uncertainty and critical judgements in applying accounting policies that have the most significant effects on amounts recognised in the financial statements, or which have a risk of material adjustment in the next financial year, are as follows:

(a) Key sources of estimation uncertainty

(i) Impairment of financial assets

The measurement of the expected credit loss allowance for financial assets measured at amortised cost and fair value through other comprehensive income (FVOCI) is an area that requires the use of complex models and significant assumptions about future economic conditions and credit behaviour (e.g. the likelihood of customers/issuers defaulting and the resulting losses). Explanation of the inputs, assumptions and estimation techniques used in measuring ECL is further detailed in Note 17(a.ii), which also sets out key sensitivities of the ECL to changes in these elements.

A number of significant judgements are also required in applying the accounting requirements for measuring ECL, such as:

- Choosing appropriate models and assumptions for the measurement of ECL;
- Establishing the number and relative weightings of forward-looking scenarios;
- Establishing groups of similar financial assets for the purposes of measuring ECL.

(ii) Fair value of financial instruments

There are no quoted market prices for a significant portion of the Company financial assets. Accordingly, fair values of several financial assets are estimated using prices derived from a yield curve. The yield curve is, in turn, obtained from a pricing source which uses indicative prices from the local market. There is significant uncertainty inherent in this approach. The fair values determined in this way are classified as Level 2 or 3 fair values see Notes 11 and 19).

The estimates of fair value arrived at from these sources may be significantly different from the actual price of the instrument in an actual arm's length transaction.

JMMB Securities (T&T) Limited

Notes to the Financial Statements

31 March 2024

(Expressed in Trinidad and Tobago dollars)

3. Critical Accounting Judgements and Key Sources of Estimation Uncertainty (continued)

(b) Critical accounting judgements in applying the company's accounting policies

The Company's accounting policies provide scope for assets and liabilities to be designated on inception into different accounting categories in certain circumstances.

For the purpose of these financial statements, prepared in accordance with IFRS Accounting Standards, judgement refers to the informed identification and analysis of reasonable alternatives, considering all relevant facts and circumstances, and the well-reasoned, objective and unbiased choice of the alternative that is most consistent with the agreed principles set out in IFRS Accounting Standards.

Impairment of financial assets:

Establishing the criteria for determining whether credit risk on the financial asset has increased significantly since initial recognition, determining the methodology for incorporating forward-looking information into the measurement of expected credit losses (ECL) and selection and approval of models used to measure ECL require significant judgement, see notes 17(a.ii) and 21 (a)(ii).

	<u>2024</u>	<u>2023</u>
	\$	\$
4. Interest Income Calculated Using The Effective Interest Rate Method		
Interest income from balances with banks	133,707	158,400
Other interest income	163,304	46,868
	<u>297,011</u>	<u>205,268</u>
	<u>2024</u>	<u>2023</u>
	\$	\$
5. Staff Costs		
Salaries and wages	2,786,333	2,362,506
Statutory payroll contributions	28,725	28,466
Pension scheme contributions	61,275	54,542
Other staff benefits	87,972	11,661
	<u>2,964,305</u>	<u>2,457,175</u>

JMMB Securities (T&T) Limited

Notes to the Financial Statements

31 March 2024

(Expressed in Trinidad and Tobago dollars)

	<u>2024</u>	<u>2023</u>
	\$	\$
6. Other Expenses		
Marketing, corporate affairs and donations	422,966	212,048
Insurance	29,685	90,651
Auditor's remuneration	256,988	186,044
Information technology expenses	201,279	190,541
Legal and professional fees	215,112	243,575
Repair and maintenance	39,889	61,949
Property expenses	673,996	694,186
Security	56,430	34,904
Stationery, printing and postage	14,597	19,935
Utilities	58,275	39,024
Bank charges	4,982	5,756
Janitorial	54,628	59,457
Telephone	12,354	39,297
Subscription	11,532	7,500
Machine Rental and Office expense	27,069	47,203
Accommodation and Transport	13,783	47
Other	369,833	251,019
	<u>2,463,398</u>	<u>2,183,136</u>

With regards to the property expenses leases are considered short term or of low value.

JMMB Securities (T&T) Limited

Notes to the Financial Statements

31 March 2024

(Expressed in Trinidad and Tobago dollars)

	<u>2024</u>	<u>2023</u>
	\$	\$
7. Impairment Gain on Financial Assets		
Impairment on receivables	<u>149,890</u>	<u>167,637</u>
	<u>2024</u>	<u>2023</u>
	\$	\$
8. Taxation		
<i>i. Taxation change</i>		
Business levy	649	130,768
Deferred income tax relating to the origination and reversal of temporary differences		
Current year	(2,237,940)	785,072
Change in estimate relating to prior years	<u>-</u>	<u>(364,210)</u>
	<u>(2,237,291)</u>	<u>551,630</u>

ii. Reconciliation of the effective tax rate

The tax profit before taxation differs from the theoretical amount that would arise using the basic rate of tax as follows:

	<u>2024</u>		<u>2023</u>	
	%	\$	%	\$
(Loss)/Profit before tax	100	(5,746,996)	100	3,696,134
Tax calculated at 30%	30	(1,724,099)	30	1,108,840
Adjusted for the effects of:				
Expenses not deductible for tax purposes	-	8,242	-	34,616
Income not subject to tax	(9)	(522,083)	(2)	(358,384)
Change in estimate relating to prior years	-	-	(2)	(364,210)
Business levy	-	649	1	130,768
	<u>21</u>	<u>(2,237,291)</u>	<u>27</u>	<u>551,630</u>

JMMB Securities (T&T) Limited

Notes to the Financial Statements

31 March 2024

(Expressed in Trinidad and Tobago dollars)

9. Cash and Cash Equivalents

	<u>2024</u>	<u>2023</u>
	\$	\$
Balances held at related party financial institution	42,120,587	38,128,205
Balances held at other banks	<u>2,843,031</u>	<u>4,675,192</u>
	<u>44,963,618</u>	<u>42,803,397</u>

10. Receivables and Prepayments

	<u>2024</u>	<u>2023</u>
	\$	\$
Client balances	5,208,817	2,846,398
Less: Provision for Expected Credit Loss	<u>(131,536)</u>	<u>(281,425)</u>
Client balances – net	5,077,281	2,564,973
Broker balances	3,632,472	3,026,046
Related party (Note 16)	1,232,454	2,997,702
Sundry debtors and prepayments	<u>2,394,729</u>	<u>172,172</u>
	<u>12,336,936</u>	<u>8,760,893</u>

As at 31 March 2024 management has determined an expected credit loss of \$131,536 (2023: \$281,426) on its portfolio of receivables as at year-end.

11. Investments Securities

	<u>2024</u>	<u>2023</u>
	\$	\$
Investment securities designated as at FVOCI – equity investments	6,440,336	8,180,897
Investment securities designated as at FVTPL – equity investments	25,086,986	21,481,552
Investment securities designated as at FVTPL – bonds	<u>1,631,700</u>	<u>1,544,676</u>
	<u>33,159,022</u>	<u>31,207,125</u>

The movement in investment securities during the year is as follows:

Beginning of year	31,207,125	34,628,155
Additions	37,354,261	83,273,985
Disposals	(33,973,424)	(87,281,212)
Net fair value (losses) gains arising during year	<u>(1,428,940)</u>	<u>586,197</u>
End of year	<u>33,159,022</u>	<u>31,207,125</u>

JMMB Securities (T&T) Limited

Notes to the Financial Statements

31 March 2024

(Expressed in Trinidad and Tobago dollars)

11. Investments Securities (continued)

Investment Securities include the following:

	2024		2023	
	Cost	Fair Value	Cost	Fair Value
	\$	\$	\$	\$
Listed securities				
Equity securities	27,652,766	25,281,994	22,391,800	22,048,161
Listed Bond				
Bonds	1,594,724	1,631,700	1,594,273	1,544,676
Unlisted securities				
Trinidad and Tobago Stock Exchange	1,490,275	6,245,328	1,490,275	7,614,288
	<u>30,737,765</u>	<u>33,159,022</u>	<u>25,476,348</u>	<u>31,207,125</u>

The Company owns 7.14% shareholding in the Trinidad and Tobago Stock Exchange (TTSE). This investment is carried at the fair value of TTSE as at year end as determined using the techniques in Note 19.

The Company has designated its equity holding in the Trinidad and Tobago Stock Exchange valued \$6,245,328 (2023: \$7,614,288) as well as other quoted shares valued \$195,008 (2023: \$566,608) as FVOCI as these are not intended for trading purposes.

During the year dividends of \$200,928 were recognized from these equity holdings at FVOCI in the profit or loss (2023: \$198,720).

12. Furniture And Equipment

	Computer & Fixtures	Equipment	Total
	\$	\$	\$
Cost			
1 April 2022	3,369	43,996	47,365
Additions	-	-	-
31 March 2023	3,369	43,996	47,365
Additions			
31 March 2024	<u>3,369</u>	<u>43,996</u>	<u>47,365</u>
Accumulated Depreciation			
1 April 2022	(168)	(10,082)	(10,250)
Charge for the year	(281)	(10,084)	(10,365)
31 March 2023	(449)	(20,166)	(20,615)
Charge for the year	(337)	(10,998)	(11,335)
31 March 2024	<u>(786)</u>	<u>(31,164)</u>	<u>(31,950)</u>

JMMB Securities (T&T) Limited

Notes to the Financial Statements

31 March 2024

(Expressed in Trinidad and Tobago dollars)

12. Furniture And Equipment (continued)

	Computer & Fixtures	Equipment	Total
	\$	\$	\$
Net book value			
31 March 2024	<u>2,583</u>	<u>12,832</u>	<u>15,415</u>
31 March 2023	<u>2,920</u>	<u>23,830</u>	<u>26,750</u>

13. Deferred Taxes

Deferred tax asset and liability recognised in the statement of financial position are as follows:

	2024	2023
	\$	\$
Deferred tax liability		
Investment securities	<u>(1,463,606)</u>	<u>(1,902,291)</u>
Deferred tax asset		
Property and equipment	(562)	1,918
Tax losses	4,183,754	2,433,962
Impairment losses on financial assets	39,461	84,428
Unrealized losses on FVTPL	<u>1,045,776</u>	<u>510,183</u>
	<u>5,268,429</u>	<u>3,030,491</u>
Net deferred tax asset	<u>3,804,823</u>	<u>1,128,200</u>

A deferred tax asset of \$4,183,754 (2023: \$2,433,962) in respect of tax losses of \$13,945,847 (2023: \$8,113,207) has been recognised in the current financial year.

The movement in the deferred tax account is as follows:

	2024			
	Balance at 1 April 2023	Recognised in Other Comprehensive Income	Recognised in Profit or Loss	Balance at 31 March 2024
	\$'000	\$'000	\$'000	\$'000
Net deferred tax asset				
Investment securities	(1,902,291)	438,685	-	(1,463,606)
Tax losses	2,433,962	-	1,749,792	4,183,754
Furniture and equipment	1,918	-	(2,479)	(561)
Impairment losses	84,428	-	(44,967)	39,461
Unrealized losses on FVTPL	<u>510,183</u>	<u>-</u>	<u>535,592</u>	<u>1,045,775</u>
	<u>1,128,200</u>	<u>438,685</u>	<u>2,237,938</u>	<u>3,804,823</u>

JMMB Securities (T&T) Limited

Notes to the Financial Statements

31 March 2024

(Expressed in Trinidad and Tobago dollars)

13. Deferred Taxes (continued)

	2023			Balance at 31 March 2023
	Balance at 1 April 2022	Recognised in Other Comprehensive Income	Recognised in Profit or Loss	
	\$'000	\$'000	\$'000	\$'000
Net deferred tax asset				
Investment securities	(1,726,432)	(175,859)	-	(1,902,291)
Tax losses	3,314,184	-	(880,222)	2,433,962
Furniture and equipment	2,449	-	(531)	1,918
Impairment losses	134,719	-	(50,291)	84,428
Unrealized losses on FVTPL	-	-	510,183	510,183
	<u>1,724,920</u>	<u>(175,859)</u>	<u>(420,861)</u>	<u>1,128,200</u>

14. Share Capital and Reserves

(i) Share Capital

Authorised

-An unlimited number of ordinary shares of no par value.
-5,000,000 6% non-cumulative preference shares
of TT\$1.00 each

2024	2023
\$	\$

Issued and fully paid

17,730,541 ordinary shares of no par value	<u>12,909,798</u>	<u>12,909,798</u>
2,500,000 6% non-cumulative preference shares of TT\$1.00 each	<u>2,500,000</u>	<u>2,500,000</u>

The holders of ordinary shares are entitled to receive dividends as declared from time to time, and are entitled to one vote per share at meetings at the Company. All ordinary shares rank equally with regard to the Company's residual assets.

Preference shares carry no voting rights. The payment of prescribed dividends is not a liability, is not cumulative and is not mandatory. The payment of prescribed dividends is at the discretion of the Company and in accordance with the Companies Act can only be paid from the after-tax profits generated by the Company's operations.

(ii) Investment revaluation reserve

The investment revaluation reserve comprises the cumulative net change in the fair value of equity securities measured at FVOCI until the assets are derecognised or reclassified.

JMMB Securities (T&T) Limited

Notes to the Financial Statements

31 March 2024

(Expressed in Trinidad and Tobago dollars)

	<u>2024</u>	<u>2023</u>
	\$	\$
15. Accounts payables		
Client balances	13,313,988	15,072,011
Other payables and accruals	1,468,871	929,183
Broker balances	5,008,862	2,304,590
Related Party (Note 16)	6,544,653	8,903,029
	<u>26,336,374</u>	<u>27,208,813</u>

16. Related Party Transactions and Balances

(a) *A related party is a person or entity that is related to the entity that is preparing its financial statements (referred to in IAS 24, Related Party Disclosures as the "reporting entity" in this case, "the Company").*

- (i) A person or a close member of that person's family is related to a reporting entity if that person:
- (1) has control or joint control over the Company;
 - (2) has significant influence over the Company; or
 - (3) is a member of the key management personnel of the Company or of a parent of the Company.
- (ii) An entity is related to the Company if any of the following conditions applies:
- (1) The entity and the company are members of the same group (which means that each parent, subsidiary and fellow subsidiary is related to the others).
 - (2) One entity is an associate or joint venture of the other entity (or an associate or joint venture of a member of a group of which the other entity is a member).
 - (3) Both entities are joint ventures of the same third party.
 - (4) One entity is a joint venture of a third entity and the other entity is an associate of the third
 - (5) The entity is a post-employment benefit plan for the benefit of employees of either the reporting entity or an entity related to the Company.
 - (6) The entity is controlled, or jointly controlled by a person identified in (i).
 - (7) A person identified in (i)(1) has significant influence over the entity or is a member of the key management personnel of the entity (or of a parent of the entity).
 - (8) The entity, or any member of a Company of which it is a part, provides key management personnel services to the group or to the parent of the Company.

A related party transaction is a transfer of resources, services or obligations between related parties, regardless of whether a price is charged.

(b) *Identity of related parties*

Related parties include the Company's parent, the Company's fellow subsidiaries (also called affiliated companies) and ultimate parent company, as well as their directors and executive management.

JMMB Securities (T&T) Limited

Notes to the Financial Statements

31 March 2024

(Expressed in Trinidad and Tobago dollars)

16. Related Party Transactions and Balances (continued)

	Note	<u>2024</u>	<u>2023</u>
		\$	\$
Related Parties Transactions			
The following balances/transactions were held/carried out with related parties:			
(a) Amounts shown in cash and cash equivalents			
JMMB Bank (T&T) Limited	9	<u>42,120,587</u>	<u>38,128,205</u>
(b) Amount shown in receivables and prepayments			
JMMB Group Limited		255,279	255,279
JMMB Investments (Trinidad and Tobago) Limited		25,099	241,897
JMMB Securities Limited (Jamaica)		949,407	2,500,526
JMMB Bank (T&T) Limited		<u>2,669</u>	<u>-</u>
	10	<u>1,232,454</u>	<u>2,997,702</u>
(c) Amounts shown in accounts payable			
JMMB Bank (T&T) Limited		467,690	46,317
JMMB Money Market Brokers Limited		1,059,488	5,306,965
JMMB Securities Limited (Jamaica)		66,310	1,405,702
JMMB Investments (Trinidad and Tobago) Limited		<u>4,951,165</u>	<u>2,144,045</u>
	15	<u>6,544,653</u>	<u>8,903,029</u>
(d) Loan from parent			
Amount payable to JMMB Investments Limited (Trinidad and Tobago) Limited:			
Principal - US\$500,000 at a rate 1% due and payable on June 9, 2024 (2022: June 9, 2023).		3,463,393	3,374,200
Principal - TT\$40,000,000 at a rate 6.5% due and payable June 26, 2029. (2023: \$25,000,000 at a rate of 3.3% due and payable July, 17, 2023)		<u>40,690,959</u>	<u>25,000,000</u>
		<u>44,154,352</u>	<u>28,374,200</u>

JMMB Securities (T&T) Limited

Notes to the Financial Statements

31 March 2024

(Expressed in Trinidad and Tobago dollars)

16. Related Party Transactions and Balances (continued)

	<u>2024</u>	<u>2023</u>
	\$	\$
(e) Reconciliation of movement of liabilities to cashflows arising from financing activities		
Proceeds from issuance of loan from Parent	40,196,629	-
Repayment of loan liability to Parent	(25,409,110)	-
Repayment of interest on debt securities	(1,241,233)	-
The effect of changes in foreign exchange rates	(5,630)	(20,950)
Interest expense	2,239,496	858,702
	<u>15,780,152</u>	<u>837,752</u>
(f) Other transactions with related parties		
Expenses reimbursed from related parties (1)	<u>3,427,664</u>	<u>4,443,117</u>
Market value of equity trades for related parties (2)	<u>9,588,160</u>	<u>38,334,535</u>
Guarantee – letter of credit from affiliated company	<u>4,900,000</u>	<u>9,700,000</u>

(1) Amounts due (to)/from JMMB Bank (T&T) and the parent JMMB Investments (Trinidad and Tobago) Limited arise from intercompany expenses.

(2) Transactions with JMMB Money Market Brokers Limited and JMMB Securities Limited Jamaica arise from trading activities.

For related party transactions, general payables and receivables have no specific condition or terms attached to the transaction.

The Company has determined that there is no Expected Credit Loss (ECL) on related party balances as at March 31, 2024, NIL (2023: NIL). No balances were written off during the year (2023: NIL).

JMMB Securities (T&T) Limited

Notes to the Financial Statements

31 March 2024

(Expressed in Trinidad and Tobago dollars)

17. Financial Risk Management

A financial instrument is any contract that gives rise to a financial asset of one enterprise and financial liability or equity instrument of another enterprise.

The Company has exposure to the following risk from its use of financial instruments:

- Credit Risk
- Settlement Risk
- Liquidity Risk
- Market Risk
- Operational Risk

This note presents information about the Company's exposure to each of the above risks, its objectives, policies and processes for measuring and managing risk, and its management of capital.

The Board of Directors (the Board) has overall responsibility for the establishment and oversight of the Company's risk management framework.

The Board has delegated responsibilities to various sub committees for the areas of Market Risk Management, Audit and Compliance and Enterprise Risk Management. These Board sub committees currently employ an integrated Enterprise Risk Management Framework supported by several Management Committees in order to ensure the maximization of shareholders' value within the Company's risk appetite.

The Company's Asset and Liability Committee (ALCO) is responsible for the development and monitoring of the Company's risk management policies, which are approved by the Board of Directors. All Board committees have non-executive members and report regularly to the Board.

The Company's Risk Management policies, establish a framework for identification, analysis and measurement of the risks faced by the Company, setting of appropriate risk limits and controls, as well as the monitoring of risks and adherence to limits through Risk Reports. Risk management policies and systems are reviewed regularly to reflect changes in market conditions, products and services offered. The Company, through its training and management standards and procedures, aims to continuously develop a disciplined and constructive control environment, in which all team members understand their roles and obligations.

The Company's Board of Directors and Board Audit and Compliance Committee are responsible for monitoring compliance with the Company's Risk Management policies and procedures and for reviewing the adequacy of the Risk Management Framework in relation to the risks faced by the Company in keeping with the risk appetite. The Board Risk Committee of the ultimate parent (JMMB Group Limited), regularly reviews and monitors compliance with the Company's risk management policies.

The Board Audit and Compliance Committee and Board Risk Committee of the ultimate parent is assisted in its oversight role by the Internal Audit Department and the Risk Management and Compliance Units. The Internal Audit Department undertakes both regular and ad hoc reviews of risk management controls and procedures, the result of which are reported to the Board Audit and Compliance Committee. The Risk Management and Compliance Units ensure adherence to internal policies and procedures, and regulatory rules and guidelines.

JMMB Securities (T&T) Limited

Notes to the Financial Statements

31 March 2024

(Expressed in Trinidad and Tobago dollars)

17. Financial Risk Management (continued)

(a) Credit risk

Credit risk is the risk of financial loss, should any of the Company's customers, clients or market counterparties fail to fulfil their contractual obligations to the Company. The Company is exposed to credit risks arising from investments in debt securities unsettled customers' balances and other exposures arising from its trading activities ('trading exposures').

The Company structures the level of credit risk it undertakes by placing limits on the amount of risk accepted in relation to a single counterparty or groups of related counterparties and to an industry segment.

Management of credit risk

The credit risk on key financial assets are managed as follows:

(i) Investment securities

The Company limits its exposure to credit risk by investing in liquid securities and with counterparties that have high credit quality. As a consequence, management's expectation of default is low. In addition, external rating agency credit grades are used. These published grades are continuously monitored and updated. The PD's associated with each grade are determined based on realised default rates over the prior 12 months, as published by the rating agency.

The Company has documented investment policies which facilitate the management of credit risk on investment securities and resale agreements. The Company's exposure and the credit ratings of its counterparties are continually monitored.

(ii) Cash and cash equivalents

A significant portion of the Company's cash and cash equivalent balances are held with related parties. Any other cash and cash equivalent balances are held in financial institutions which management regards as possessing acceptable credit quality and there is no significant concentration in any particular financial institution. The strength of these financial institutions is continually reviewed.

(iii) Receivables

Exposure to credit risk on receivables is managed through regular analysis of the ability of continuing customers and new customers to meet repayment obligations.

Generally, equity transactions are settled within three business days after the trade date. However, in instances where this is not adhered to by clients, the Trinidad and Tobago Stock Exchange allows for liquidation of the equities by the broker in settlement of the outstanding amounts. In this regard the Company analyses all outstanding amounts in comparison to the market value of equity securities in the particular client's portfolio. The client's payment history, relationship with the Company and the age of the balances are also factors considered in determining the expected credit loss. Full provision is made for any balance where there is potential loss.

JMMB Securities (T&T) Limited

Notes to the Financial Statements

31 March 2024

(Expressed in Trinidad and Tobago dollars)

17. Financial Risk Management (continued)

(a) Credit risk (continued)

(a.i) Credit risk measurement

The estimation of credit exposure for risk management purposes is complex and requires the use of models, as the exposure varies with changes in market conditions, expected cash flows and the passage of time. The assessment of credit risk of a portfolio of assets entails further estimations as to the likelihood of defaults occurring, of the associated loss ratios and of default correlations between counterparties.

The Company measures credit risk using Probability of Default (PD), Exposure at Default (EAD) and Loss Given Default (LGD). This is similar to the approach used for the purposes of measuring Expected Credit Loss (ECL) under IFRS 9. Refer to Note 17 (a.ii)(4) for more details.

Credit risk grading

The Company uses internal credit risk grading that reflects its assessment of the probability of default of individual counterparties. The Company uses internal rating models tailored to the various categories of counterparty. In addition, the models enable expert judgement from the Credit Risk Officer to be fed into the final internal credit rating for each exposure. This allows for considerations which may not be captured as part of the other data inputs into the model. In addition, exposure to credit risk is managed in part by investing in liquid securities with counterparties that have high credit quality.

(a.ii) Expected credit loss measurement

IFRS 9 outlines a 'three-stage' model for impairment based on changes in credit quality since initial recognition as summarised below:

- A financial instrument that is not credit-impaired on initial recognition is classified in 'Stage 1' and has its credit risk continuously monitored by the Company.
- If a significant increase in credit risk ('SICR') since initial recognition is identified, the financial instrument is moved to 'Stage 2' but is not yet deemed to be credit-impaired. Please refer to Note 17.(a.ii)(1) for a description of how the Company determines when a significant increase in credit risk has occurred.
- Financial instruments in Stage 1 have their ECL measured at an amount equal to the portion of lifetime expected credit losses that result from default events possible within the next 12 months. Instruments in Stages 2 or 3 have their ECL measured based on expected credit losses on a lifetime basis. Please refer to Note 17(a.ii)(4) for a description of inputs, assumptions and estimation techniques used in measuring the ECL.
- A pervasive concept in measuring ECL in accordance with IFRS 9 is that it should consider forward- looking information. Note 17(a.ii)(5) includes an explanation of how the Company has incorporated this in its ECL models.
- Purchased or originated credit-impaired financial assets are those financial assets that are credit- impaired on initial recognition. Their ECL is always measured on a lifetime basis (Stage 3).

JMMB Securities (T&T) Limited

Notes to the Financial Statements

31 March 2024

(Expressed in Trinidad and Tobago dollars)

17. Financial Risk Management (continued)

(a) Credit risk (continued)

(a.ii) Expected credit loss measurement (continued)

(a.ii)(1) Significant increase in credit risk (SICR)

The Company considers a financial instrument to have experienced a significant increase in credit risk based on the following criteria:

The Company considers that there is a significant increase in credit risk for its investment portfolio when there is a decrease in credit rating as follows a three-notch downgrade from investment grade to non-investment grade (below BBB-); a two-notch downgrade within or outside the BB/B bucket or a one-notch downgrade within or outside the B-, CCC, CC and C buckets.

Financial instruments for which it is determined that there is a significant increase in credit risk are transferred from Stage 1 to Stage 2 and impairment loss is measured based on lifetime expected credit loss.

If there is evidence that there is no longer a significant increase in credit risk relative to initial recognition, then the loss allowance on an instrument returns to being measured as 12-month

Some qualitative indicators of an increase in credit risk, such as delinquency or forbearance, may be indicative of an increased risk of default that persists after the indicator itself has ceased to exist. In these cases, the Company determines a probation period ranging from immediate to twelve months, depending on the nature of the portfolio, during which the financial asset is required to demonstrate good behaviour to provide evidence that its credit risk has declined sufficiently.

(a.ii)(2) Definition of default

When determining whether the risk of default on a financial instrument has increased significantly since initial recognition, the Company considers reasonable and supportable information that is relevant and available without undue cost and effort. This includes both quantitative and qualitative information and analysis, based on the Company's historical experience and expert credit assessment and including forward-looking information. These include:

- The borrower is more than 90 days past due on its obligation to the Company.
- A decrease in internal rating beyond specific rating thresholds.
- The borrower is unlikely to pay its obligation to the Company in full, without recourse by the Company to actions such as realizing security. This may arise from instances such as bankruptcy, long-term forbearance, insolvency, breach of financial covenants, death and restructuring.

Inputs into the assessment of whether a financial instrument is in default and their significance may vary over time to reflect changes in circumstances.

JMMB Securities (T&T) Limited

Notes to the Financial Statements

31 March 2024

(Expressed in Trinidad and Tobago dollars)

17. Financial Risk Management (continued)

(a) Credit risk (continued)

(a.ii) Expected credit loss measurement (continued)

(a.ii)(3) Presentation of allowance for ECL in the statement of financial position

Loss allowances for ECL are presented in the statement of financial position as follows:

- financial assets measured at amortised cost: as a deduction from the gross carrying amount of the assets;
- debt instruments measured at FVOCI: no loss allowance is recognized in the statement of financial position because the carrying amount of these assets is their fair value. However, the loss allowance is disclosed and is recognized in the fair value reserve.

(a.ii)(4) Computation of the expected credit loss

The key inputs into the measurement of ECL are the term structure of the following variables:

- probability of default (PD);
- loss given default (LGD); and
- exposure at default (EAD).

ECL for exposures in Stage 1 is calculated by multiplying the 12-month PD by LGD and EAD.

Lifetime ECL is calculated by multiplying the lifetime PD by LGD and EAD.

PD represents the likelihood of a borrower defaulting on its financial obligation, either over the next twelve months (12-month PD) or over the remaining lifetime (lifetime PD) of the obligation.

LGD is the magnitude of the likely loss if there is a default. The Company estimates LGD parameters based on the history of recovery rates of claims against defaulted counterparties. The LGD models consider the structure, collateral, seniority of the claim, counterparty industry and recovery costs of any collateral that is integral to the financial asset. LGD estimates are recalibrated for different economic scenarios and, for real estate lending, to reflect possible changes in property prices. They are calculated on a discounted cash flow basis using the effective interest rate as the discounting factor.

The Company derives the EAD from the current exposure to the counterparty and potential changes to the current amount allowed under the contract and arising from amortisation.

EAD is computed as the sum of the amount invested, amortized amount and accrued interest to reflect contractual cash flows.

JMMB Securities (T&T) Limited

Notes to the Financial Statements

31 March 2024

(Expressed in Trinidad and Tobago dollars)

17. Financial Risk Management (continued)

(a) Credit risk (continued)

(a.ii) Expected credit loss measurement (continued)

(a.ii)(4) Computation of the expected credit loss

Subject to using a maximum of a 12-month PD for Stage 1 financial assets, the Company measures ECL considering the risk of default over the maximum contractual period (including any borrower's extension options) over which it is exposed to credit risk, even if, for credit risk management purposes, the Company considers a longer period. The maximum contractual period extends to the date at which the Company has the right to require repayment of an advance or terminate a commitment or guarantee.

The Company employs a simplified scorecard in estimating its forward-looking indicator factors. This model differentiates between sovereign, corporate and retail exposures. A minimum of three leading macroeconomic variables are used for each asset class.

There were no other significant changes in estimation techniques or significant assumptions made during the reporting period.

(a.ii)(5) Incorporation of forward-looking information

The Company incorporates forward-looking information into the assessment of whether the credit risk of an instrument has increased significantly since its initial recognition and the measurement of the expected credit losses (ECL).

The Company has performed historical analysis and identified the key economic variables impacting credit risk and expected credit losses for each portfolio. These economic variables and their associated impact on the PD, EAD and LGD vary by financial instrument.

The impact of these economic variables on the PD, EAD and LGD has been determined by performing a trend analysis and compared historical information with forecast macro-economic data to determine whether the indicator describes a very positive, positive, stable, negative or very negative trend and to understand the impact changes in these variables have had historically on default rates and on the components of LGD and EAD.

The Company formulates three scenarios: a base case, which is the median scenario and assigned a 75% probability of occurring and two less likely scenarios; being best, assigned a rating of 10% and worst, assigned a rating of 15%. The base case is aligned with information used by the Company for other purposes such as strategic planning and budgeting. External information considered includes economic data and forecasts published by government bodies, monetary bodies and supranational organisations such as International Monetary Fund.

The scenario weightings are determined by a combination of statistical analysis and expert credit judgement.

JMMB Securities (T&T) Limited

Notes to the Financial Statements

31 March 2024

(Expressed in Trinidad and Tobago dollars)

17. Financial Risk Management (continued)

(a) Credit risk (continued)

(a.ii) Expected credit loss measurement (continued)

(a.ii)(5) Incorporation of forward-looking information (continued)

As with any economic forecast, the projections and likelihoods of occurrence are subject to a high degree of inherent uncertainty and therefore the actual outcomes may be significantly different to those projected. The Company considers these forecasts to represent its best estimate of the possible outcomes and has analysed the non-linearities and asymmetries within the Company's different portfolios to establish that the chosen scenarios are appropriately representative of the range of possible scenarios.

The Company has identified and documented key drivers of credit risk and credit losses for each portfolio of financial instruments, and using the scorecard approach has estimated relationships between macro-economic variables and credit risk and credit losses.

2024			
Measure	Base Scenario	Upside Scenario	Downside Scenario
Debt/GDP ratio	70% to 75% - Stable outlook	Less than 70% - Stable outlook	Greater than 75% - Stable outlook
GDP annual growth rate	2% to 4% - Positive outlook	Greater than 4% - Positive outlook	Less than 2% - Negative outlook
Inflation rate	4% to 6% - Positive outlook	Less than 4% - Positive outlook	Greater than 6% - Negative outlook
Current account/GDP ratio	2% to 6% - Positive outlook	Greater than 6% - Positive outlook	Less than 2% - Negative outlook
Net international Reserves	USD11B to USD13B - Stable outlook	Greater than USD13B - Positive outlook	Less than USD11B - Stable outlook
Interest rates	Increase - Negative outlook	Flat/Marginal Decrease - Stable outlook	Increase - Negative outlook
Unemployment rate	4% to 5% - Positive outlook	Less than 4% - Positive outlook	Greater than 5% - Negative outlook

JMMB Securities (T&T) Limited

Notes to the Financial Statements

31 March 2024

(Expressed in Trinidad and Tobago dollars)

17. Financial Risk Management (continued)

(a) Credit risk (continued)

(a.ii) Expected credit loss measurement (continued)

(a.ii)(5) Incorporation of forward-looking information (continued)

Measure	2023		
	Base Scenario	Upside Scenario	Downside Scenario
Debt/GDP ratio	70% to 75%- stable outlook	Less than 70%- stable outlook	Greater than 75%- negative outlook
GDP annual growth rate	2% to 4%- positive outlook	Greater than 4%- positive outlook	Less than 2%- negative outlook
Inflation rate	3.5% to 5%- positive outlook	Less than 3.5%- positive outlook	Greater than 5%- negative outlook
Current account/GDP ratio	2% to 6%- positive outlook	Greater than 6%- positive outlook	Less than 2%- negative outlook
Net international Reserves	\$11 to \$13 billion US dollars- stable outlook	Greater than \$13 billion US dollars- stable outlook	Less than \$11 billion US dollars- stable outlook
Interest rates	Increase- negative outlook	Remain flat to marginal decrease- stable outlook	Increase- negative outlook
Unemployment rate	7% to 9%-positive outlook	Less than 7%- positive outlook	Greater than 9%- negative outlook

Other forward-looking considerations not otherwise incorporated within the above scenarios, such as the impact of any regulatory, legislative or political changes, have also been considered, but are not deemed to have a material impact and therefore no adjustment has been made to the ECL for such factors. This is reviewed and monitored for appropriateness on a quarterly basis

The assumptions underlying the ECL calculation such as how the maturity profile of the PDs collateral values change are monitored and reviewed on a quarterly basis.

JMMB Securities (T&T) Limited

Notes to the Financial Statements

31 March 2024

(Expressed in Trinidad and Tobago dollars)

17. Financial Risk Management (continued)

(a) Credit risk (continued)

(a.iii) Maximum exposure to credit risk

Financial instruments not subject to impairment

The following table contains an analysis of the maximum exposure from financial assets not subject to impairment under IFRS 9 (e.g. assets at FVTPL and equity instruments):

	<u>2024</u>	<u>2023</u>
	\$	\$
Financial assets designated at fair value through profit and loss (FVTPL)-equities	25,086,986	21,481,552
Financial assets at fair value through other comprehensive income (FVOCI)-equities	<u>6,440,336</u>	<u>8,180,897</u>
	<u>31,527,322</u>	<u>29,662,449</u>

Financial instruments subject to impairment

The following table contains an analysis of the credit risk exposure of financial instruments for which an ECL allowance is recognised. The gross carrying amount of financial assets below also represents the Company's maximum exposure to credit risk on these assets.

Receivables

	<u>2024</u>			<u>2023</u>
	<u>ECL Staging</u>			
	<u>Stage 1</u>	<u>Stage 2</u>	<u>Stage 3</u>	<u>Total</u>
	<u>12 month</u>	<u>Lifetime</u>	<u>Lifetime</u>	<u>Total</u>
	<u>ECL</u>	<u>ECL</u>	<u>ECL</u>	<u>ECL</u>
	\$	\$	\$	\$
Standard monitoring	5,077,281	-	-	5,077,281
Watch listed	-	131,536	-	131,536
Gross carrying amount	5,077,281	131,536	-	5,208,817
Expected credit loss	-	(131,536)	-	(131,536)
Carrying amount	<u>5,077,281</u>	<u>-</u>	<u>-</u>	<u>5,077,281</u>
				<u>2,564,973</u>

The Company has determined there is no expected credit loss on other financial assets, such as cash and cash equivalents, broker balances, sundry debtors and related party balances due to the short maturities and the financial strength of the various entities as evidenced by the credit ratings.

JMMB Securities (T&T) Limited

Notes to the Financial Statements

31 March 2024

(Expressed in Trinidad and Tobago dollars)

17. Financial Risk Management (continued)

(a) Credit risk (continued)

(a.iv) Collateral and other credit enhancements

The Company employs a range of policies and practices to mitigate credit risk. The most common of these is the market value of the securities purchased for client's portfolio. The fair value of shares held in the client portfolio may be applied to any balances not settled within the contractual period.

(a.v) Loss allowance

The loss allowance recognised in the period is impacted by a variety of factors, as described below:

- Transfers between Stage 1 and Stages 2 or 3 due to financial instruments experiencing significant increases (or decreases) of credit risk or becoming credit-impaired in the period, and the consequent "step up" (or "step down") between 12-month and Lifetime ECL;
- Additional allowances for new financial instruments recognised during the period, as well as releases for financial instruments de-recognised in the period;
- Impact on the measurement of ECL due to changes in PDs, EADs and LGDs in the period, arising from regular refreshing of inputs to models;
- Impacts on the measurement of ECL due to changes made to models and assumptions;
- Discount unwind within ECL due to the passage of time, as ECL is measured on a present value basis;
- Foreign exchange retranslations for assets denominated in foreign currencies and other movements; and
- Financial assets derecognised during the period and write-offs of allowances related to assets that were written off during the period.

JMMB Securities (T&T) Limited

Notes to the Financial Statements

31 March 2024

(Expressed in Trinidad and Tobago dollars)

17. Financial Risk Management (continued)

(a) Credit risk (continued)

(a.v) Loss allowance

The following tables explain the changes in the loss allowance between the beginning and the end of the annual period due to these factors:

	Stage 1 12 month ECL	Stage 2 Lifetime ECL	Stage 3 Lifetime ECL	Total
	\$	\$	\$	\$
Receivables				
Loss allowance at 1 April, 2023	-	281,425	-	281,425
Movements with P&L impact				
- Financial assets derecognised during the year	-	(149,889)	-	(149,889)
Total net P&L charge during the period	-	(149,889)	-	(149,889)
Loss allowance at 31 March, 2024	-	<u>131,536</u>	-	<u>131,536</u>

	Stage 1 12 month ECL	Stage 2 Lifetime ECL	Stage 3 Lifetime ECL	Total
	\$	\$	\$	\$
Receivables				
Loss allowance at 1 April, 2022	-	449,062	-	449,062
Movements with P&L impact				
- New financial assets recognized during the year	-	(167,637)	-	(167,637)
Total net P&L charge during the period	-	(167,637)	-	(167,637)
Loss allowance at 31 March, 2023	-	<u>281,425</u>	-	<u>281,425</u>

JMMB Securities (T&T) Limited

Notes to the Financial Statements

31 March 2024

(Expressed in Trinidad and Tobago dollars)

17. Financial Risk Management (continued)

(a) Credit risk (continued)

(a.v) Loss allowance

The following table further explains changes in the carrying amount of the client receivables portfolio to help explain their significance to the changes in the loss allowance for the same portfolio as discussed above:

	Stage 1 12 month ECL \$	Stage 2 Lifetime ECL \$	Stage 3 Lifetime ECL \$	Total \$
Receivables				
Gross carrying amount at 1 April, 2023	2,564,973	281,425	-	2,846,398
Movements with P&L impact				
- Financial assets de-recognised during the year	2,512,308	(149,889)	-	2,362,419
Gross carrying amount at 31 March, 2024	<u>5,077,281</u>	<u>131,536</u>	-	<u>5,208,817</u>
	Stage 1 12 month ECL \$	Stage 2 Lifetime ECL \$	Stage 3 Lifetime ECL \$	Total \$
Receivables				
Gross carrying amount at 1 April, 2022	10,842,811	449,062	-	11,291,873
Movements with P&L impact				
- New financial assets de-recognized during the year	(8,277,838)	(167,637)	-	(8,445,475)
Gross carrying amount at 31 March, 2023	<u>2,564,973</u>	<u>281,425</u>	-	<u>2,846,398</u>

JMMB Securities (T&T) Limited

Notes to the Financial Statements

31 March 2024

(Expressed in Trinidad and Tobago dollars)

17. Financial Risk Management (continued)

(a) Credit risk (continued)

(a.vi) Write-off policy

The Company writes off financial assets, in whole or in part, when it has exhausted all practical recovery efforts and has concluded there is no reasonable expectation of recovery. Indicators that there is no reasonable expectation of recovery include (i) ceasing enforcement activity and (ii) where the Company's recovery method is foreclosing on collateral and the value of the collateral is such that there is no reasonable expectation of recovering in full.

The Company may write-off financial assets that are still subject to enforcement activity. The outstanding contractual amounts of such assets written off during the year ended March 31, 2024 was \$21,960 (2023: \$183,456).

The Company still seeks to recover amounts it is legally owed in full, but which have been partially written off due to no reasonable expectation of full recovery.

(a.vii) Concentration of credit risk

Concentration by location for investment securities is measured based on the location of the issuer of the security.

The Company monitors concentrations of credit risk by sector and by geographic location. An analysis of concentrations of credit risk at the reporting date is shown below:

	Investment Securities	
	2024	2023
	\$'000	\$'000
Gross amount		
Concentration by sector		
Sovereign	1,631,700	1,544,676
Corporate	22,056,301	15,394,767
Bank	9,471,021	14,267,682
	<u>33,159,022</u>	<u>31,207,125</u>
	2024	2023
	\$'000	\$'000
Concentration by location		
Trinidad	30,650,080	29,102,124
Regional	185,232	613,182
Foreign	2,323,710	1,491,819
	<u>33,159,022</u>	<u>31,207,125</u>

JMMB Securities (T&T) Limited

Notes to the Financial Statements

31 March 2024

(Expressed in Trinidad and Tobago dollars)

17. Financial Risk Management (continued)

(b) Settlement risk

The Company's activities may give rise to risk at the time of settlement of transactions and trades. Settlement risk is the risk of loss due to the failure of a counterparty to honour its obligations to deliver cash, securities or other assets as contractually agreed.

Settlement limits form part of the credit approval/limit monitoring process. Acceptance of settlement risk on trades requires transaction specific or counterparty specific assessments and limit determination with any additional positions over and above established limits requiring approval from the Risk Management Unit.

(c) Liquidity risk

Liquidity risk is the risk that the Company either does not have sufficient financial resources available to meet all its obligations and commitments as they fall due, or can access these only at excessive cost.

Management of liquidity risk

The Company's approach to managing liquidity is primarily designed to ensure it has sufficient funds to meet all of its obligations under regular and stress conditions, without incurring unacceptable losses or risking damage to the Company's reputation.

As part of its sound and robust liquidity management framework, the Company's Senior Management and the Board of Directors (Board) have full oversight of strategies, policies and practices to manage liquidity risk in accordance with risk tolerance, set and approved by the Board with the ultimate aim of ensuring that the Company maintains sufficient liquidity. Accordingly, the Asset/Liability Committee (ALCO) sets targets for liquidity gaps, allowable liquid assets and funding diversification in line with established risk tolerance and system liquidity trends.

The Company's liquidity monitoring and reporting is supported by ongoing reporting and stress analysis which are reviewed by the independent risk management unit. Regular liquidity reporting is submitted monthly to ALCO which assesses the overall liquidity and financial position of the Company. Furthermore, reporting of the liquidity metrics inclusive of concentration, market, geopolitical and systemic risks are submitted to the Board of Directors.

The Company, in conjunction with its Parent Company prepares a liquidity and contingency funding plan biennially which incorporates the economic and business conditions impacting the liquidity of the country. As part of the funding and liquidity plan, liquidity limits, liquidity ratios, market triggers and assumptions for periodic stress tests are established and approved. The plan also includes the strategies for addressing liquidity and funding challenges in stress scenarios, triggers, procedures, roles and responsibilities, communication plan and key contacts to manage a local liquidity event.

Liquidity limits

Liquidity limits establish boundaries for market access in business-as-usual conditions and are monitored against the liquidity position/gaps on an ongoing basis. These limits are established based on the size of the statement of financial position, depth of the market, experience level of local management, stability of the liabilities and liquidity of the assets. Finally, the limits are subject to the evaluation of the stress test results. Thus, the risk tolerance of the liquidity position/gaps is limited based on the capacity to cover the position in a stressed environment. These limits are the key daily risk management tool for the Company.

JMMB Securities (T&T) Limited

Notes to the Financial Statements

31 March 2024

(Expressed in Trinidad and Tobago dollars)

17. Financial Risk Management (continued)

(c) Liquidity risk (continued)

Liquidity ratios

A series of standard liquidity ratios have been established to monitor the structural elements of the Company's liquidity. Triggers for management discussion, which may result in other actions, have been established against these ratios. The Company also monitors other ratios and liquidity metrics as approved in its funding and liquidity plan.

Market triggers

Market triggers are internal or external market or economic factors that may imply a change to market liquidity or the Company's access to the markets. Appropriate market triggers are established and reviewed by the ALCO and independent risk management.

Liquidity Stress Testing

The Company's liquidity stress testing process utilises assumptions about significant changes in key funding sources, adverse changes in political and macroeconomic conditions, market triggers (such as credit ratings) and outlines contingent uses of funding. These conditions include expected and stressed market conditions as well as entity-specific events. The assumptions used in the liquidity stress tests are reviewed and approved by the ALCO.

Liquidity stress tests are developed and performed to quantify the potential impact of an adverse liquidity event on the balance sheet and liquidity position and to ascertain potential mismatches between liquidity sources and uses over a variety of time horizons and over different stressed conditions. To monitor the liquidity of the Company, these stress tests and potential mismatches are calculated on an ongoing basis.

To mitigate against the impact of an adverse liquidity event, the Company maintains contingency funding plans. These plans specify a wide range of readily available actions for a variety of adverse market conditions or idiosyncratic stresses.

There was no change in the Company's approach to managing its liquidity risk during the year. All financial liabilities are current and less than three months old and are payable upon demand.

JMMB Securities (T&T) Limited

Notes to the Financial Statements

31 March 2024

(Expressed in Trinidad and Tobago dollars)

17. Financial Risk Management (continued)

(d) Market risk

Market risk is the risk that changes in market prices, such as interest rates, equity prices and foreign exchange rates will affect the Company's income or the value of its holdings of financial instruments. The objective of market risk management is to manage and control market risk exposures within acceptable parameters, while optimising the return on risk.

Market risks mainly arise from changes in foreign currency exchange rates and interest rates. Market risk exposures are measured using sensitivity analysis. There has been no change to the Company's exposure to market risks or the manner in which it manages and measures the risk.

The Board reviews and approves the risk policies recommended by management. Overall management of market risk is vested in the Asset Liability Committee (ALCO). The Company's Risk Unit is responsible for the development of detailed risk management policies and for the day-to-day review of their implementation.

Foreign currency risk

Currency risk is the risk that the fair value of future cash flows of a financial instrument will fluctuate because of changes in foreign exchange rates. The Company is primarily exposed to such risk arising from its United States dollar transactions and its United States denominated assets and liabilities.

There was no change in the Company's approach to managing its foreign currency risk during the year.

As of March 31, 2024, the Company's net exposure to foreign exchange risk was as follows:

	TTD	US	CAD	JMD	Total
	\$	\$	\$	\$	\$
Financial Assets					
Cash and cash equivalents	42,120,586	2,696,655	146,377	-	44,963,618
Investment Securities	30,650,080	2,323,710	-	185,232	33,159,022
Receivables and prepayments	12,336,936	-	-	-	12,336,936
Total financial assets	85,107,602	5,020,365	146,377	185,232	90,459,576
Financial Liabilities					
Accounts payables	22,913,662	3,422,712	-	-	26,336,374
Loan from parent	40,690,959	3,463,393	-	-	44,154,352
Total financial liabilities	63,604,621	6,886,105	-	-	70,490,726
Net position	21,502,981	(1,865,740)	146,377	185,232	19,968,850

JMMB Securities (T&T) Limited

Notes to the Financial Statements

31 March 2024

(Expressed in Trinidad and Tobago dollars)

17. Financial Risk Management (continued)

(d) Market risk (continued)

Foreign Currency risk (continued)

As of March 31, 2023, the Company's net exposure to foreign exchange risk was as follows:

	TTD	US	CAD	JMD	Total
	\$	\$	\$	\$	\$
Financial Assets					
Cash and cash equivalents	38,082,247	4,592,268	128,882	-	42,803,397
Investment Securities	29,506,529	1,491,819	-	208,777	31,207,125
Receivables and prepayments	8,760,893	-	-	-	8,760,893
Total financial assets	76,349,669	6,084,087	128,882	208,777	82,771,415
Financial Liabilities					
Accounts payables	23,594,670	3,614,143	-	-	27,208,813
Loan from parent	25,000,000	3,374,200	-	-	28,374,200
Total financial liabilities	48,594,670	6,988,343	-	-	55,583,013
Net position	27,754,999	(904,256)	128,882	208,777	27,188,402

Sensitivity to exchange rate movements

The table below summarises the Company's sensitivity to a reasonable change in the US Dollar, Canadian Dollar and Jamaican Dollar with all other variables held constant on net profit.

	US	CAD	JMD	Total
	\$	\$	\$	\$
As at March 31, 2024				
Change in currency rate -1%				
Effect on profit	(18,657)	1,464	1,852	(15,341)
As at March 31, 2023				
Change in currency rate -1%				
Effect on profit	(9,042)	1,289	2,088	(5,665)

JMMB Securities (T&T) Limited

Notes to the Financial Statements

31 March 2024

(Expressed in Trinidad and Tobago dollars)

17. Financial Risk Management (continued)

(d) Market risk (continued)

Equity price risk

Equity price risk arises on equity securities held by the Company as part of its investment portfolio. Management monitors the mix of debt and equity securities in its portfolio based on market expectations. The primary goal of the Company's investment strategy is to maximise the investment returns while managing risk so as to minimise potential adverse effects on the Company's performance.

The Company's equity securities include both quoted and unquoted securities. Quoted equities are listed on local, regional and international stock exchanges. A 5% (2023: 5%) increase in quoted bid prices as at the reporting date would result in an increase of \$0.32 million (2023: \$0.028 million) and \$1.25 million (2023: \$1.07 million) in equity and profit respectively. A 5% (2023: 5%) decrease in quoted bid prices would result in a decrease of \$0.32 million (2023: \$0.028 million) and \$1.25 million (2023: \$1.07 million) in equity and profit respectively.

Interest rate risk

Interest rate risk is the risk that the value or future cash flows of a financial instrument will fluctuate because of changes in market interest rates. Floating rate instruments expose the operation to cash flow interest risk, whereas fixed interest rate instruments expose the operation to fair value interest risk. The primary form of interest rate risk encountered by the Company occurs due to the timing differences in the maturity (for fixed rate) and repricing (for floating rate) of assets, liabilities and off-balance positions.

In this regard, the Company has an effective risk management process that maintains interest rate risk within prudent levels which is essential to the safety and soundness of the Company. The Company management of interest rate risk incorporates the following:

- Appropriate Board and senior management oversight;
- Adequate risk management policies and procedures;
- Appropriate risk measurement and monitoring systems; and
- Comprehensive internal controls and independent external audits

To this end, the Company has an ALCO which reviews on a monthly basis the non-credit and non-operational risk, since asset and liability management is a vital part of the risk management framework. The mandate of the Committee is to assess and approve strategies for the management of the non-credit risks of the Company, including interest rate, foreign exchange, liquidity and market risks. The primary tools currently in use are gap analysis, interest rate sensitivity analysis and exposure limits for financial instruments. The limits are defined in terms of amount, term, issuer, depositor, country as well as interest rate gap buckets. Interest on financial instruments classified as floating is repriced at intervals of less than one year while interest on financial instruments classified as fixed is fixed until the maturity of the instrument.

There was no change in the Company's approach to managing its interest rate risk during the year.

JMMB Securities (T&T) Limited

Notes to the Financial Statements

31 March 2024

(Expressed in Trinidad and Tobago dollars)

17. Financial Risk Management (continued)

(d) Market risk (continued)

Interest rate risk (continued)

The following table summarises the carrying amounts of assets, liabilities and equity to arrive at the interest rate gap, based on the earlier of contractual repricing and maturity dates.

	<u>Up to</u> <u>1 year</u>	<u>1 to 5</u> <u>years</u>	<u>Over</u> <u>5 years</u>	<u>Non-interest</u> <u>bearing</u>	<u>Total</u>
	\$	\$	\$	\$	\$
31 March 2024					
Financial assets					
Cash and cash equivalents	44,963,618	-	-	-	44,963,618
Investment securities	-	-	1,631,700	31,527,322	33,159,022
Due from related parties	-	-	-	1,232,454	1,232,454
Receivables and - prepayment	-	-	-	11,104,482	11,104,482
Total financial assets	44,963,618	-	1,631,700	43,864,258	90,459,576
Financial liabilities					
Due to related parties	-	-	-	6,544,652	6,544,652
Accounts payable	-	-	-	19,791,722	19,791,722
Loan from parent	3,463,393	-	40,690,959	-	44,154,352
Total financial liabilities	3,463,393	-	40,690,959	26,336,374	70,490,726
Total interest rate sensitivity gap	41,500,225	-	(39,059,259)	17,527,884	19,968,850

JMMB Securities (T&T) Limited

Notes to the Financial Statements

31 March 2024

(Expressed in Trinidad and Tobago dollars)

17. Financial Risk Management (continued)

(d) Market risk (continued)

Interest rate risk (continued)

	Up to 1 year	1 to 5 years	Over 5 years	Non-interest bearing	Total
	\$	\$	\$	\$	\$
31 March 2023					
Financial assets					
Cash and cash equivalents	42,803,397	-	-	-	42,803,397
Investment securities	-	-	1,544,676	29,662,449	31,207,125
Due from related parties	-	-	-	2,997,702	2,997,702
Receivables and - Prepayment	-	-	-	5,763,191	5,763,191
Total financial assets	42,803,397	-	1,544,676	38,423,342	82,771,415
Financial liabilities					
Due to related parties	-	-	-	8,903,029	8,903,029
Accounts payable	-	-	-	18,305,784	18,305,784
Loan from parent	3,374,200	25,000,000	-	-	28,374,200
Total financial liabilities	3,374,200	25,000,000	-	27,208,813	55,583,013
Total interest rate sensitivity gap	39,429,197	(25,000,000)	1,544,676	11,214,529	27,188,402

Interest sensitivity of financial assets and financial liabilities

The following table indicates the sensitivity to a reasonably possible change in interest rates, with all other variables held constant, on the Company profit or loss or equity.

The sensitivity of the profit or loss is the effect of the assumed changes in interest rates on net profit based on floating rate financial assets and revaluing fixed rate financial assets at FVOCI for the effects of the assumed changes in interest rates. The correlation of variables will have a significant effect in determining the ultimate impact on market risk, but to demonstrate the impact due to changes in a variable, variables had to be on an individual basis. It should be noted that movements in these variables are non-linear.

	2024	2023
	\$	\$
Effect on Profit and Loss		
Change in basis points		
+100	(199,689)	(271,884)
-100	199,689	271,884

JMMB Securities (T&T) Limited

Notes to the Financial Statements

31 March 2024

(Expressed in Trinidad and Tobago dollars)

17. Financial Risk Management (continued)

(e) Operational risk

Operational risk is the risk of direct or indirect loss arising from a wide variety of causes associated with the Company's processes, personnel, technology and infrastructure, and from external factors other than credit, market and liquidity risks such as those arising from legal and regulatory requirements and generally accepted standards of corporate behaviour. Operational risks arise from all of the Company's operations.

The Company's objective is to manage operational risks so as to balance the avoidance of financial losses and damage to the Company's reputation against the need to strive towards the achievement of our strategic objectives. This is accomplished through the establishment of the appropriate Operational Risk Management Framework, based on our risk profile and the strategy of the Company and wider Group.

The primary responsibility for the development and implementation of controls to address operational risk is assigned to senior management within each business unit. This responsibility is supported by the development of overall standards for the management of operational risk across the various functional areas in the Company.

(i) Cyber Risk and IT Governance Security

A significant component of operational risk that has become increasingly prevalent in the business environment and that affects the operations of the Company, is technology and information security risk.

The Company acknowledges that the constantly evolving nature of technology and its importance in the conduct of financial transactions globally, have increased the risk of attacks on the networks and systems that support electronic and digital information and transactions flow. The impact of any such attack on the Company's technology and information systems includes, among others, unauthorised access to these systems, loss, misappropriation and destruction of data including that of customers and other stakeholders, critical system unavailability, increased costs of operations, potential fines and penalties for breaches of privacy laws, reputational damage and financial loss.

The Trinidad and Tobago JMMB entities (including the Company) have implemented appropriate processes and controls across all its critical electronic interfaces and touch points to continuously monitor, manage and mitigate the impact of this risk on its networks, systems and other technology infrastructure in order to safeguard its information and other assets and by extension those of its customers and other stakeholders. This is monitored via an IT risk dashboard risk and a Cybersecurity Response Plan is in place to manage a cyber-attacks. This is supported by ongoing updates to its technology infrastructure, system vulnerability assessments, training of its team members and sensitisation of customers and other stakeholders to any new and emerging threats.

JMMB Securities (T&T) Limited

Notes to the Financial Statements

31 March 2024

(Expressed in Trinidad and Tobago dollars)

17. Financial Risk Management (continued)

(e) Operational risk (continued)

(ii) Business continuity

The Company and wider Group's Business Continuity Plan (BCP) encompasses a defined set of planning, preparatory and related activities which are intended to ensure that the critical business functions will either continue to operate despite serious incidents or disasters that might otherwise have interrupted its operations, or will be recovered to an operational state within a reasonably short period. The oversight of Business Continuity falls largely within the sphere of Risk Management.

The objectives of the Group's BCP are to:

1. Protect human life.
2. Identify processes critical to the operations of the Group and safe guard the Group's assets.
3. Provide tested plans which, when executed, will permit timely and efficient recovery and resumption of the Group's critical business functions.
4. Minimize the inconvenience and potential disruption of service to internal and external customers.
5. Describe the organizational structure necessary for executing the plan.
6. Identify the equipment, procedures and activities for recovery.
7. Ensure that the reputation and financial viability of the Group is maintained at all times.
8. Ensure compliance with regulatory requirements.

The BCP is focused on minimizing the down time and data loss within the thresholds identified by the Group. The plan is meant to minimize the loss to the Group and or negative impact to customer service as a result of serious incidents or disasters that may occur for some time.

Group standards are supported by periodic reviews undertaken by the Internal Audit Department.

JMMB Securities (T&T) Limited

Notes to the Financial Statements

31 March 2024

(Expressed in Trinidad and Tobago dollars)

18. Capital Management

The Company's lead regulator, the Trinidad and Tobago Securities Exchange Commission (TTSEC), monitors the capital requirements for the Company as a whole.

The objectives when managing capital, which is a broader concept than the 'equity' on the face of the statement of financial position, are:

- (i) To comply with the capital requirements set by the regulators of the financial markets where the entities within the Company operate;
- (ii) To safeguard the Company's ability to continue as a going concern so that it can continue to provide returns for stockholders and benefits for other stakeholders;
- (iii) To maintain a strong capital base to support the development of its business;
- (iv) To positively impact the capital of its holding company and ultimate parent

Capital adequacy and the use of regulatory capital are monitored monthly by the Company's management based on the guidelines developed by the Trinidad and Tobago Securities and Exchange Commission and Trinidad and Tobago Stock Exchange and the Company's Risk Management Unit. The required information is filed with the respective Regulatory Authorities at stipulated intervals.

The regulated authorities require each regulated entity to:

- (i) Hold the minimum level of the regulatory capital; and
- (ii) Maintain a minimum ratio of total regulatory capital to the risk-weighted assets.

The Rules of the Trinidad and Tobago Securities Exchange Commission states that the minimum capital requirement is \$6 million. The Company was in compliance with requirements throughout the year.

JMMB Securities (T&T) Limited

Notes to the Financial Statements

31 March 2024

(Expressed in Trinidad and Tobago dollars)

19. Fair Value of Financial Instruments

The fair value of financial instruments that are recognised on the statement of financial position and the fair value of financial instruments that are not recognised on the statement of financial position are based on the valuation methods and assumptions set out in the Material Accounting Policies (Note 21).

(a) Valuation models

The Company's accounting policies on measurement and disclosure require the measurement of fair values for financial assets and financial liabilities. Fair value is the price that would be received to sell an asset or paid to transfer a liability in an orderly transaction between market participants at the measurement date.

When measuring fair value of an asset or liability, where a quoted market price is available, fair value is computed by the Company using the quoted bid price at the reporting date, without any deduction for transaction costs or other adjustments. Where a quoted market price is not available, fair value is computed using alternative techniques, making use of available input data; the Company uses observable data as far as possible. Fair values are categorised into different levels in a three-level fair value hierarchy, based on the degree to which the inputs used in the valuation techniques are observable. The different levels in the hierarchy have been defined as follows:

Level 1 refers to financial assets and financial liabilities that are measured by reference to published quotes in an active market. A financial instrument is regarded as quoted in an active market if quoted prices are readily and regularly available from an exchange, dealer, broker, industry group, pricing service or regulatory agency and those prices represent actual and regularly occurring market transactions on an arm's length basis.

Level 2 refers to financial assets and financial liabilities that are measured using a valuation technique based on assumptions that are supported by prices from observable current market transactions, and for which pricing is obtained via pricing services, but where prices have not been determined in an active market. This includes financial assets with fair values based on broker quotes, investments in funds with fair values obtained via fund managers, and assets that are valued using a model whereby the majority of assumptions are market observable.

Level 3 refers to financial assets and financial liabilities that are measured using non-market observable inputs. This means that fair values are determined in whole or in part using a valuation technique (model) based on assumptions that are neither supported by prices from observable current market transactions in the same instrument nor are they based on available market data.

(b) Financial instruments measured at fair value- fair value hierarchy

The following table shows the classification of financial assets and financial liabilities and their carrying amounts. Where the carrying amounts are measured at fair value, their levels in the fair value hierarchy are also shown. Where the carrying amounts are not measured at fair value, and those carrying amounts are a reasonable approximation of fair value, fair value information (including amounts, and levels in the fair value hierarchy) is not disclosed.

JMMB Securities (T&T) Limited

Notes to the Financial Statements

31 March 2024

(Expressed in Trinidad and Tobago dollars)

19. Fair Value of Financial Instruments (continued)

(b) Financial instruments measured at fair value- fair value hierarchy (continued)

	2024							
	Fair Value							
	Amortized Cost	Investments at FVOCI	At fair value through Profit and Loss	Total	Level 1	Level 2	Level 3	Total
Financial assets measured at fair value								
Government of Trinidad and Tobago securities	-	-	1,631,700	1,631,700	-	1,631,700	-	1,631,700
Quoted equity	-	195,008	25,086,986	25,281,994	25,281,994	-	-	25,281,994
Unquoted equities	-	6,245,328	-	6,245,328	-	-	6,245,328	6,245,328
	-	6,440,336	26,718,686	33,159,022	25,281,994	1,631,700	6,245,328	33,159,022
Financial assets not measured at fair value								
Cash and cash equivalents	44,963,618	-	-	44,963,618				
Receivables and prepayments	12,336,936	-	-	12,336,936				
	57,300,554	-	-	57,300,554				
Financial liabilities not measured at fair value								
Loan from parent	44,154,352	-	-	44,154,352				
Accounts payable	26,336,374	-	-	26,336,374				
	70,490,726	-	-	70,490,726				

JMMB Securities (T&T) Limited

Notes to the Financial Statements

31 March 2024

(Expressed in Trinidad and Tobago dollars)

19. Fair Value of Financial Instruments (continued)

(b) Financial instruments measured at fair value- fair value hierarchy (continued)

	2023							
	Fair Value							
	Amortized Cost	Investments at FVOCI	At fair value through Profit and Loss	Total	Level 1	Level 2	Level 3	Total
Financial assets measured at fair value								
Government of Trinidad and Tobago securities	-	-	1,544,676	1,544,676	-	1,544,676	-	1,544,676
Quoted equity	-	566,608	21,481,553	22,048,161	22,048,161	-	-	22,048,161
Unquoted equities	-	7,614,288	-	7,614,288	-	-	7,614,288	7,614,288
	-	8,180,896	23,026,229	31,207,125	22,048,161	1,544,676	7,614,288	31,207,125
Financial assets not measured at fair value								
Cash and cash equivalents	42,803,397	-	-	42,803,397				
Receivables and prepayments	8,760,893	-	-	8,760,893				
	51,564,290	-	-	51,564,290				
Financial liabilities not measured at fair value								
Loan from parent	28,374,200	-	-	28,374,200				
Accounts payable	27,208,813	-	-	27,208,813				
	55,583,013	-	-	55,583,013				

JMMB Securities (T&T) Limited

Notes to the Financial Statements

31 March 2024

(Expressed in Trinidad and Tobago dollars)

19. Fair Value of Financial Instruments (continued)

(b) Financial instruments measured at fair value- fair value hierarchy (continued)

There were no movements between classes during the financial year.

The following table presents the changes in Level 3 instruments for the year ended March 31, 2024.

	2024	2023
	\$	\$
Opening balance	7,614,288	6,918,768
Total (losses) gains in OCI	(1,368,960)	695,520
Closing balance	<u>6,245,328</u>	<u>7,614,288</u>

(c) Valuation techniques for investment securities classified as Level 1

The following table shows the valuation techniques used in measuring the fair value of financial assets.

The following methods and assumptions have been used to estimate fair values:

	Financial Instrument	Fair value estimation technique
(i)	Non-Trinidad and Tobago sovereign bonds and corporate bonds	Estimated using bid-prices published by major overseas brokers and trading sources
(ii)	Government of Trinidad and Tobago securities	Estimated using bid-prices published by major brokers, exchanges or generated yield curves.
(iii)	Traded equities	Pricing from local and international exchanges

(d) Valuation techniques for investments securities classified as Level 3

The following table set out information about unobservable inputs used at year end in measuring financial instruments categorised as Level 3 in the fair value hierarchy.

Type of Financial Instrument	Fair Values at March 31, 2024	Valuation Technique	Significant Unobservable Input	Range	Weighted average
\$'000					
Equities	\$6,245,328 (2023: \$7,614,288)	Discounted Cash Flow	Revenue Growth Margin assumptions Cost of equity Capex assumptions Volatility of earnings	5% above and below	56.57per share

JMMB Securities (T&T) Limited

Notes to the Financial Statements

31 March 2024

(Expressed in Trinidad and Tobago dollars)

19. Fair Value of Financial Instruments (continued)

(d) Valuation techniques for investments securities classified as Level 3

Significant unobservable inputs are developed as follows:

- 1) The ranges of values shown in the above table represent the highest and lowest levels used in the valuation of the Company's Level 3 financial instruments as March 31, 2023. The ranges of values used are reflective of the underlying characteristics of these Level 3 financial instruments based on the market conditions at the balance sheet date. However, these ranges of values may not represent the uncertainty in fair value measurements of the Company's Level 3 financial instruments.
- 2) Weighted average has been calculated by weighting inputs by the relative fair value.

(e) Fair value measurement

The following methods and assumptions have been used to estimate fair values:

	Financial Instrument	Fair value estimation technique
(i)	Cash and cash equivalents, other receivables, accounts payable, and repurchase agreements	Considered to approximate their carrying values, due to their short-term nature. These values are quoted in level 1.
(ii)	Quoted equities	Quoted market bid prices.

20. Guarantee

The Company has an open ended Standby Letter of Credit in favour of Trinidad and Tobago Central Depository Limited (TTCD) for \$4,900,000 (2023: \$9,700,000) which is secured by a letter of undertaking. The Letter of Credit is dated 4 June 2023 and is due to expire on 4 June 2024. This guarantee protects the TTCD against credit risk arising from trading activities of the Company.

21. Material Accounting Policies

The Company has consistently applied the following accounting policies to all periods presented in these financial statements.

(a) Financial instruments

(1) The Company's financial instruments fall under the following categories:

(a) Cash and cash equivalents

Cash comprises cash in hand, demand and call deposits with banks and very short-term balances with broker/dealers. Cash equivalents are short-term, highly liquid financial instruments that are less than 90 days from the date of acquisition, readily convertible to known amounts of cash, are subject to an insignificant risk of change in value, and are held for the purpose of meeting short-term cash commitments rather than for investment or other purposes. Cash and cash equivalents are carried at amortised costs in the statement of financial position.

JMMB Securities (T&T) Limited

Notes to the Financial Statements

31 March 2024

(Expressed in Trinidad and Tobago dollars)

21. Material Accounting Policies (continued)

(a) Financial instruments (continued)

(1) The Company's financial instruments fall under the following categories (continued):

(b) Receivables

Receivables are recognised on trade date, that is, the date the transactions are contracted with counterparties. Receivables are measured at amortised cost less impairment. The expected credit loss impairment is determined as outlined in Note 17 (a.ii).

(c) Investment Securities

The Company's investment securities include both debt and equity instruments. These instruments are classified and measured according to the business model for managing each asset as well as based on the cashflow characteristics of each instrument as detailed below.

(d) Accounts payable

Accounts payable are recognised on trade date, that is, the date the transactions are contracted with counterparties and are measured at amortised cost.

(e) Share capital

The Company classifies capital instruments as financial liabilities or equity instruments in accordance with the substance of the contractual terms of the instrument. Common shares and 6% non-cumulative preference shares with discretionary dividends are classified as equity. Incremental costs directly attributable to the issue of new shares or options are shown in equity as a deduction, net of tax, from the proceeds.

(2) Measurement methods

Amortised cost and effective interest rate

The amortised cost is the amount at which a financial asset or financial liability is measured at initial recognition minus the principal repayments, plus or minus the cumulative amortisation using the effective interest method of any difference between that initial amount and the maturity amount and, for financial assets, adjusted for any loss allowance.

The effective interest rate is the rate that exactly discounts estimated future cash payments or receipts through the expected life of the financial asset or financial liability to the gross carrying amount of a financial asset (i.e. its amortised cost before any impairment allowance) or to the amortised cost of a financial liability. The calculation does not consider expected credit losses and includes transaction costs, premiums or discounts and fees that are integral to the effective interest rate, such as origination fees. For purchased or originated credit-impaired ('POCI') financial assets - assets that are credit-impaired at initial recognition - the Company calculates the credit-adjusted effective interest rate, which is calculated based on the amortised cost of the financial asset instead of its gross carrying amount and incorporates the impact of expected credit losses in estimated future cash flows.

When the Company revises the estimates of future cash flows, the carrying amount of the respective financial assets or financial liability is adjusted to reflect the new estimate discounted using the original effective interest rate. Any changes are recognised in profit or loss.

JMMB Securities (T&T) Limited

Notes to the Financial Statements

31 March 2024

(Expressed in Trinidad and Tobago dollars)

21. Material Accounting Policies (continued)

(a) Financial instruments (continued)

(2) Measurement methods

Presentation

Interest income calculated using effective interest method presented in the statement of profit or loss and OCI includes:

- Interest on financial assets and financial liabilities measured at amortised cost;
- Interest on debt instruments measured at FVOCI and FVTPL.

Initial recognition and measurement

Financial assets and financial liabilities are recognised when the Company becomes a party to the contractual provisions of the instrument. Regular way purchases and sales of financial assets are recognised on trade-date, the date on which the Company commits to purchase or sell the asset.

At initial recognition, the Company measures a financial asset or financial liability at its fair value plus or minus transaction costs that are incremental and directly attributable to the acquisition or issue of the financial asset or financial liability such as fees and commissions. Transaction costs of financial assets and financial liabilities carried at fair value through profit or loss are expensed in profit or loss. Immediately after initial recognition, an expected credit loss allowance (ECL) is recognised for financial assets measured at amortised cost and investments in debt instruments measured at FVOCI, which results in an accounting loss being recognised in profit or loss when an asset is newly originated.

When the fair value is evidenced by a quoted price in an active market for an identical asset or liability (i.e. a Level 1 input) or based on a valuation technique that uses only data from observable markets (i.e. Level 2). The movement in the market value is recognized in the profit and loss.

(i) Financial assets

Classification and subsequent measurement

The Company applies IFRS 9 and classifies its financial assets in the following measurement categories:

- Fair value through profit or loss (FVTPL);
- Fair value through other comprehensive income (FVOCI); or
- Amortised cost.

JMMB Securities (T&T) Limited

Notes to the Financial Statements

31 March 2024

(Expressed in Trinidad and Tobago dollars)

21. Material Accounting Policies (continued)

(a) Financial instruments (continued)

(i) Financial assets

Classification and subsequent measurement (continued)

The classification requirements for debt and equity instruments are described below:

Debt instruments

Debt instruments are those instruments that meet the definition of a financial liability from the issuer's perspective, such as loans, government and corporate bonds and trade receivables purchased from clients in factoring arrangements without recourse.

Classification and subsequent measurement of debt instruments depend on:

- I. the Company's business model for managing the asset; and
- II. the cash flow characteristics of the asset.

Based on these factors, the Company classifies its debt instruments into one of the following three measurement categories:

- **Amortised cost:** Assets that are held for collection of contractual cash flows where those cash flows represent solely payments of principal and interest ('SPPI'), and that are not designated at FVTPL, are measured at amortised cost. The carrying amount of these assets is adjusted by any expected credit loss allowance recognised and measured as described in note 17 (a.ii)(4). Interest income from these financial assets is included in interest income using the effective interest rate method.
- **Fair value through other comprehensive income (FVOCI):** Financial assets that are held for collection of contractual cash flows and for selling the assets, where the assets' cash flows represent solely payments of principal and interest, and that are not designated at FVTPL, are measured at fair value through other comprehensive income (FVOCI). Movements in the carrying amount are taken through other comprehensive income (OCI), except for the recognition of impairment gains or losses, interest revenue and foreign exchange gains and losses on the instrument's amortised cost which are recognised in profit or loss. When the financial asset is derecognised, the cumulative gain or loss previously recognised in OCI is reclassified from equity to profit or loss and recognised in 'Gains on securities trading'. Interest income from these financial assets is included in Interest income using the effective interest rate method.
- **Fair value through profit or loss:** Assets that do not meet the criteria for amortised cost or FVOCI are measured at fair value through profit or loss. A gain or loss on a debt investment that is subsequently measured at fair value through profit or loss and is not part of a hedging relationship is recognised in profit or loss and presented in the profit or loss statement within 'gain/loss on financial assets at FVTPL' in the period in which it arises, unless it arises from debt instruments that were designated at fair value or which are not held for trading, in which case they are presented separately in 'gains on securities trading'. Interest income from these financial assets is included in interest income using the effective interest rate method.

JMMB Securities (T&T) Limited

Notes to the Financial Statements

31 March 2024

(Expressed in Trinidad and Tobago dollars)

21. Material Accounting Policies (continued)

(a) Financial instruments (continued)

(i) Financial assets

Classification and subsequent measurement (continued)

The classification requirements for debt and equity instruments are described below: (continued)

Debt instruments (continued)

Business model: the business model reflects how the Company manages the assets in order to generate cash flows. That is, whether the Company's objective is solely to collect the contractual cash flows from the assets or is to collect both the contractual cash flows and cash flows arising from the sale of assets. If neither of these is applicable (e.g. financial assets are held for trading purposes), then the financial assets are classified as part of the 'other' business model and measured at FVTPL.

Factors considered by the Company in determining the business model for a group of assets include past experience on how the cash flows for these assets were collected, how the asset's performance is evaluated and reported to key management personnel, how risks are assessed and managed and how managers are compensated. An example is the liquidity portfolio of assets, which is held by the Company as part of liquidity management and is generally classified within the hold to collect and sell business model. Securities held for trading are held principally for the purpose of selling in the near term or are part of a portfolio of financial instruments that are managed together and for which there is evidence of a recent actual pattern of short-term profit-taking. These securities are classified in the 'other' business model and measured at FVTPL.

SPPI: Where the business model is to hold assets to collect contractual cash flows or to collect contractual cash flows and sell, the Company assesses whether the financial instruments' cash flows represent solely payments of principal and interest (the 'SPPI test'). In making this assessment, the Company considers whether the contractual cash flows are consistent with a basic lending arrangement i.e. interest includes only consideration for the time value of money, credit risk, other basic lending risks and a profit margin that is consistent with a basic lending arrangement. Where the contractual terms introduce exposure to risk or volatility that are inconsistent with a basic lending arrangement, the related financial asset is classified and measured at fair value through profit or loss.

The Company reclassifies debt investments when and only when its business model for managing those assets changes. The reclassification takes place from the start of the first reporting period following the change. Such changes are expected to be very infrequent.

JMMB Securities (T&T) Limited

Notes to the Financial Statements

31 March 2024

(Expressed in Trinidad and Tobago dollars)

21. Material Accounting Policies (continued)

(a) Financial instruments (continued)

(i) Financial assets (continued)

Classification and subsequent measurement (continued)

Equity instruments

Equity instruments are instruments that meet the definition of equity from the issuer's perspective; that is, instruments that do not contain a contractual obligation to pay and that evidence a residual interest in the issuer's net assets. Examples of equity instruments include basic ordinary shares.

The Company subsequently measures all equity investments at fair value through profit or loss, except where the Company's management has elected, at initial recognition, to irrevocably designate an equity investment at fair value through other comprehensive income. The Company's policy is to designate equity investments as FVOCI when those investments are held for purposes other than to generate investment returns. When this election is used, fair value gains and losses are recognised in OCI and are not subsequently reclassified to profit or loss, including on disposal. Impairment losses (and reversal of impairment losses) are not reported separately from other changes in fair value. Dividends, when representing a return on such investments, continue to be recognised in profit or loss as other income when the Company's right to receive payments is established.

Gains and losses on equity investments at FVTPL are included in the gains and losses on financial assets at fair value through profit and loss on the income line in the statement of profit or loss.

(ii) Impairment

The Company assesses on a forward-looking basis the expected credit losses ('ECL') associated with its debt instrument assets carried at amortised cost and FVOCI and accounts receivables.

The Company recognises a loss allowance for such losses at each reporting date. The measurement of ECL reflects:

- An unbiased and probability-weighted amount that is determined by evaluating a range of possible outcomes;
- The time value of money; and
- Reasonable and supportable information that is available without undue cost or effort at the reporting date about past events, current conditions and forecasts of future economic conditions.

Note 17 (a.ii)(4) provides more detail of how the expected credit loss allowance is measured.

(iii) Derecognition other than on a modification

Financial assets, or a portion thereof, are derecognised when the contractual rights to receive the cash flows from the assets have expired, or when they have been transferred and either (i) the Company transfers substantially all the risks and rewards of ownership, or (ii) the Company neither transfers nor retains substantially all the risks and rewards of ownership and the Company has not retained control.

JMMB Securities (T&T) Limited

Notes to the Financial Statements

31 March 2024

(Expressed in Trinidad and Tobago dollars)

21. Material Accounting Policies (continued)

(a) Financial instruments (continued)

(iii) *Derecognition other than on a modification* (continued)

Collateral (shares and bonds) furnished by the Company under standard repurchase agreements and securities lending and borrowing transactions are not derecognised because the Company retains substantially all the risks and rewards on the basis of the predetermined repurchase price, and the criteria for derecognition are therefore not met. This also applies to certain securitisation transactions in which the Company retains a subordinated residual interest.

(iv) *Financial liabilities*

(i) *Classification and subsequent measurement*

In both the current and prior period, financial liabilities are classified as subsequently measured at amortised cost.

(ii) *Derecognition*

Financial liabilities are derecognised when they are extinguished (i.e. when the obligation specified in the contract is discharged, cancelled or expires).

The exchange between the Company and its original lenders of debt instruments with substantially different terms, as well as substantial modifications of the terms of existing financial liabilities, are accounted for as an extinguishment of the original financial liability and the recognition of a new financial liability. The terms are substantially different if the discounted present value of the cash flows under the new terms, including any fees paid net of any fees received and discounted using the original effective interest rate, is at least 10% different from the discounted present value of the remaining cash flows of the original financial liability. In addition, other qualitative factors, such as the currency that the instrument is denominated in, changes in the type of interest rate, new conversion features attached to the instrument and change in covenants are also taken into consideration. If an exchange of debt instruments or modification of terms is accounted for as an extinguishment, any costs or fees incurred are recognised as part of the gain or loss on the extinguishment.

If the exchange or modification is not accounted for as an extinguishment, any costs or fees incurred adjust the carrying amount of the liability and are amortised over the remaining term of the modified liability.

JMMB Securities (T&T) Limited

Notes to the Financial Statements

31 March 2024

(Expressed in Trinidad and Tobago dollars)

21. Material Accounting Policies (continued)

(b) Revenue recognition

Revenue is income that arises in the course of the ordinary activities of the Company, and is accounted for as follows:

(i) *Interest income*

Interest income is recognised on the accruals basis in profit or loss for all interest bearing instruments using the effective yield method based on the actual purchase price. Interest income includes coupons earned on fixed income investment and trading securities as well as accrued discount and premium on treasury bills and other instruments.

The effective interest rate method is a method of calculating the amortised cost of a financial asset or financial liability and of allocating the interest income or expense over the relevant period. The effective interest rate is the rate that exactly discounts estimated future cash flows through the expected life of the financial instrument, or where appropriate, a shorter period to the net carrying amount of the financial asset or liability. When calculating the effective interest rate, the Company estimates cash flows considering all contractual terms of the financial instrument but does not consider future credit losses. The calculation includes all fees paid or received between parties to the contract that are an integral part of the effective interest rate, transaction costs and all other premiums or discounts.

(ii) *Net commissions on equity trading/brokerage*

Unless included in the effective interest calculation in accordance with IFRS 9, the majority of the Company's fees are transactional in nature and are recognised on an accrual basis as the service is provided. Commissions and fees not integral to the effective interest arising from negotiating or participating in negotiation of a transaction for a third party are recognised on the completion of the underlying transaction.

(ii) *Net income from financial instruments at FVTPL*

Net income from financial instruments at FVTPL represents both realised gains and losses on the sale of these instruments as well as fair value changes arising from subsequent measurement. These are recognised profit or loss on trade date or valuation date as applicable.

(iii) *Dividends*

Dividend income is recognized when the right to receive payment is irrevocably established. Usually this is the ex-dividend date for quoted equity securities and are reflected in other income.

JMMB Securities (T&T) Limited

Notes to the Financial Statements

31 March 2024

(Expressed in Trinidad and Tobago dollars)

21. Material Accounting Policies (continued)

(c) Taxation

Taxation expense in the profit and loss account comprises current and deferred income tax.

Current tax charges are based on taxable profits for the period, which differ from the profit before tax reported because it excludes items that are taxable or deductible in other years, and items that are never taxable or deductible. The Company's liability for current tax is calculated at tax rates that have been enacted at the date of the statement of financial position.

Deferred tax is the tax that is expected to be paid or recovered on differences between the carrying amounts of assets and liabilities and the corresponding tax bases. Deferred income tax is provided on temporary differences arising between the tax bases of assets and liabilities and their carrying amounts in the financial statements. Currently enacted tax rates are used in the determination of deferred income tax.

Deferred tax assets are recognised to the extent it is probable that future taxable profits will be available against which the temporary differences can be utilised.

Current and deferred taxes are recognised in profit or loss, except where they relate to items recorded in other comprehensive income, in which case they are also recognised in other comprehensive income.

Deferred income tax assets and liabilities are offset when there is a legally enforceable right to offset current income tax assets against current income tax liabilities and when the deferred income tax assets and liabilities relate to income tax levied by the same fiscal authority on either the taxable entity or a different taxable entity where there is an intention to settle the balances on the net basis.

(d) Furniture and equipment

Furniture and equipment are measured at cost less accumulated depreciation and impairment losses.

Cost includes expenditures that are directly attributable to the acquisition of the asset.

Furniture and equipment are depreciated on the straight-line basis at annual rates estimated to write down the assets to their residual values over their expected useful lives. The depreciation rate is as follows:

- Computer equipment 25%
- Furniture and fixtures 10%
- Office Equipment 10%

The depreciation method, useful lives and residual values are reassessed at each reporting date.

JMMB Securities (T&T) Limited

Notes to the Financial Statements

31 March 2024

(Expressed in Trinidad and Tobago dollars)

21. Material Accounting Policies (continued)

(e) Leases

At inception of a contract, the Company assesses whether a contract is, or contains, a lease. A contract is, or contains a lease if the contract conveys the right to control the use of an identified asset for a period of time in exchange for consideration. To assess whether a contract conveys the right to control the use of an identified asset, the Company uses the definition of a lease in IFRS 16.

(i) As a lessee

At commencement or on modification of a contract that contains a lease component, the Company allocates the consideration in the contract to each lease component on the basis of its relative stand-alone prices. However, for the leases of property the Company has elected not to separate non-lease components and account for the lease and non-lease components as a single lease component.

The Company recognises a right of use asset and a lease liability at the lease commencement date. The right-of-use asset is initially measured at cost, which comprises the initial amount of the lease liability adjusted for any lease payments made at or before the commencement date, plus any initial direct costs incurred and an estimate of costs to dismantle and remove the underlying asset or to restore the underlying asset or the site on which it is located, less any lease incentives received.

The right-of-use asset is subsequently depreciated using the straight-line method from the commencement date to the end of the lease term, unless the lease transfers ownership of the underlying asset to the Company by the end of the lease term or the cost of the right of use asset reflects that the Company will exercise a purchase option. In that case the right of use asset will be depreciated over the useful life of the underlying asset, which is determined on the same basis as those of Furniture and equipment. In addition, the right of use asset is periodically reduced by impairment losses, if any, and adjusted for certain re-measurements of the lease liability.

The lease liability is initially measured at the present value of the lease payments that are not paid at the commencement date, discounted using the interest rate implicit in the lease or, if that rate cannot be readily determined, the Company's incremental borrowing rate. Generally, the Company uses its incremental borrowing rate as the discount rate.

The Company determines its incremental borrowing rate by obtaining interest rates from various external financing sources and makes certain adjustments to reflect the terms of the lease and type of the asset leased.

Lease payments included in the measurement of the lease liability comprise the following:

- fixed payments, including in-substance fixed payments;
- variable lease payments that depend on an index or a rate, initially measured using the index or rate as at the commencement date;
- amounts expected to be payable under a residual value guarantee; and
- the exercise price under a purchase option that the Company is reasonably certain to exercise, lease payments in an optional renewal period if the Company is reasonably certain to exercise an extension option, and penalties for early termination of a lease unless the Company is reasonably certain not to terminate early.

JMMB Securities (T&T) Limited

Notes to the Financial Statements

31 March 2024

(Expressed in Trinidad and Tobago dollars)

21. Material Accounting Policies (continued)

(e) Leases (continued)

(i) As a lessee (continued)

The lease liability is measured at amortised cost using the effective interest method. It is re-measured when there is a change in future lease payments arising from a change in an index or rate, if there is a change in the Company's estimate of the amount expected to be payable under a residual value guarantee, if the Company changes its assessment of whether it will exercise a purchase, extension or termination option or if there is a revised in-substance fixed lease payment.

When the lease liability is re-measured in this way, a corresponding adjustment is made to the carrying amount of the right-of-use asset, or is recorded in profit or loss if the carrying amount of the right-of-use asset has been reduced to zero.

The Company presents right of use assets that do not meet the definition of investment property in 'property, furniture and equipment' and lease liabilities in the statement of financial position.

(ii) Short-term leases and leases of low-value assets

The Company has elected not to recognise right of use assets and lease liabilities for leases of low-value assets and short-term leases, including IT and office equipment and property rental. The Company recognises the lease payments associated with these leases as an expense on a straight-line basis over the lease term.

(f) Foreign currency

Foreign currency transactions are accounted for at the exchange rates prevailing at the dates of the transactions. At the date of the statement of financial position, monetary assets and liabilities denominated in foreign currencies are translated using the closing exchange rate.

Exchange differences resulting from the settlement of transactions at rates different from those at the dates of the transactions, and unrealised foreign exchange differences on unsettled foreign currency monetary assets and liabilities are recognised in profit or loss.

Exchange differences on non-monetary financial assets are a component of the change in their fair value. Depending on the classification of a non-monetary financial asset, exchange differences are either recognised in profit or loss (applicable for trading securities), or within other comprehensive income.

(g) Right of set-off

Financial assets and financial liabilities are offset and the net amount presented on the statement of financial position when, and only when the Company has a legally enforceable right to set off the amounts. In the case of client balances, once these are held in separately named client accounts there is no legal right of set off in accordance with the rules of the Trinidad and Tobago Stock Exchange as each account is managed separately.

(h) Employee benefits

Short-term employee benefits are expensed as the related service is provided. A liability is recognised for the amount expected to be paid if the Company has a present legal or constructive obligation to pay this amount as a result of past service provided by the employee and the obligation can be estimated reliably.

The Company operates a defined contribution pension plan (the Plan) which covers all employees. The Company's contribution expense in relation to this Plan for the year amounted to \$61,275 (2023: \$54,542).

JMMB Securities (T&T) Limited

Notes to the Financial Statements

31 March 2024

(Expressed in Trinidad and Tobago dollars)

21. Material Accounting Policies (continued)

(i) *New, revised and amended standards and interpretations that became effective during the year*

Certain new amended standards that came into effect during the current financial year. JMMB Securities (T&T) has assessed them and has adopted those which are relevant to its financial statements.

JMMB Securities (T&T) Limited adopted Disclosure of Accounting Policies (Amendments to IAS 1 and IFRS Practice Statement 2) effective January 1, 2023. Although the amendments did not result in any changes to the accounting policies themselves, they impacted the accounting policy information disclosed in the financial statements.

The amendments require the disclosure of 'material', rather than 'significant', accounting policies. The amendments also provide guidance on the application of materiality to disclosure of accounting policies, assisting entities to provide useful, entity-specific accounting policy information that users need to understand other information in the financial statements.

Management reviewed the accounting policies and removed those that were no longer applicable. The information disclosed in this Note 21 Material Accounting Policies (2023: Significant accounting policies) is in line with the amendments.

- Amendments to IAS 1 Presentation of Financial Statements are effective for annual periods beginning on or after January 1, 2023 and may be applied earlier. The amendments help companies provide useful accounting policy disclosures.

The key amendments to IAS 1 include:

- requiring companies to disclose their material accounting policies rather than their significant accounting policies;
- clarifying that accounting policies related to immaterial transactions, other events or conditions are themselves immaterial and as such need not be disclosed; and
- clarifying that not all accounting policies that relate to material transactions, other events or conditions are themselves material to a company's financial statements.

The amendments are consistent with the refined definition of material:

"Accounting policy information is material if, when considered together with other information included in an entity's financial statements, it can reasonably be expected to influence decisions that the primary users of general purpose financial statements make on the basis of those financial statements".

The adoption of IAS 1 Presentation of Financial Statements did not result in any changes to the financial statements.

- Amendments to IAS 8 Accounting Policies, Changes in Accounting Estimates and Errors are effective for periods beginning on or after January 1, 2023, with early adoption permitted. The amendments introduce a new definition for accounting estimates: clarifying that they are monetary amounts in the financial statements that are subject to measurement uncertainty.

The amendments also clarify the relationship between accounting policies and accounting estimates by specifying that a company develops an accounting estimate to achieve the objective set out by an accounting policy.

JMMB Securities (T&T) Limited

Notes to the Financial Statements

31 March 2024

(Expressed in Trinidad and Tobago dollars)

21. Material Accounting Policies (continued)

(i) *New, revised and amended standards and interpretations that became effective during the year* (continued)

- Amendments to IAS 8 (continued)

Developing an accounting estimate includes both:

- selecting a measurement technique (estimation or valuation technique) – e.g. an estimation technique used to measure a loss allowance for expected credit losses when applying IFRS 9 Financial Instruments; and
- choosing the inputs to be used when applying the chosen measurement technique – e.g. the expected cash outflows for determining a provision for warranty obligations when applying IAS 37 Provisions, Contingent Liabilities and Contingent Assets.

The adoption of IAS 8 Accounting Policies did not result in any changes to the financial statements.

- Amendments to IAS 12 Income Taxes are effective for annual reporting periods beginning on or after January 1, 2023, with early adoption permitted. The amendments clarify how companies should account for deferred tax on certain transactions – e.g. leases and decommissioning provisions.

The amendments narrow the scope of the initial recognition exemption (IRE) so that it does not apply to transactions that give rise to equal and offsetting temporary differences. As a result, companies will need to recognise a deferred tax asset and a deferred tax liability for temporary differences arising on initial recognition of a lease and a decommissioning provision.

For leases and decommissioning liabilities, the associated deferred tax asset and liabilities will need to be recognised from the beginning of the earliest comparative period presented, with any cumulative effect recognised as an adjustment to retained earnings or other components of equity at that date. If a company previously accounted for deferred tax on leases and decommissioning liabilities under the net approach, then the impact on transition is likely to be limited to the separate presentation of the deferred tax asset and the deferred tax liability.

The adoption of IAS 12 Income Taxes did not result in any changes to the financial statements.

(j) *New and amended standards and interpretations not yet effective:*

At the date of authorisation of these financial statements, certain new and amended standards and interpretations have been issued which were not effective for the current year and which JMMB Securities (T&T) Limited has not early-adopted. JMMB Securities has assessed them with respect to its operations and has determined that the following are relevant:

- Amendments to IAS 1 Presentation of Financial Statements, will apply retrospectively for annual reporting periods beginning on or after January 1, 2024. The amendments promote consistency in application and clarify the requirements on determining if a liability is current or non-current.

Under existing IAS 1 requirements, companies classify a liability as current when they do not have an unconditional right to defer settlement of the liability for at least twelve months after the end of the reporting period. As part of its amendments, the requirement for a right to be unconditional has been removed and instead, now requires that a right to defer settlement must have substance and exist at the end of the reporting period. A company classifies a liability as non-current if it has a right to defer settlement for at least twelve months after the reporting period. It has now been clarified that a right to defer exists only if the company complies with conditions specified in the loan agreement at the end of the reporting period, even if the lender does not test compliance until a later date.

JMMB Securities (T&T) Limited

Notes to the Financial Statements

31 March 2024

(Expressed in Trinidad and Tobago dollars)

21. Material Accounting Policies (continued)

(j) *New and amended standards and interpretations not yet effective:* (continued)

- Amendments to IAS 1 (continued)

With the amendments, convertible instruments may become current. In light of this, the amendments clarify how a company classifies a liability that includes a counterparty conversion option, which could be recognised as either equity or a liability separately from the liability component under IAS 32. Generally, if a liability has any conversion options that involve a transfer of the Company's own equity instruments, these would affect its classification as current or non-current. It has now been clarified that a company can ignore only those conversion options that are recognised as equity when classifying liabilities as current or non-current

- Amendments to IFRS 16 Leases will apply retrospectively for annual reporting periods beginning on or after January 1, 2024. The amendments impact how a seller-lessee accounts for variable lease payments that arise in a sale-and lease back transaction. The amendments introduce a new accounting model for variable payments and will require seller lessees to reassess and potentially restate sale-and-leaseback transactions entered into since 2019. For all other transactions, the amendments apply to transactions that occur after the beginning of the earliest period presented. The Bank does not expect the adoption of these new, revised and amended standards to have a significant impact on the financial statement.

22. Events after the Reporting Date

There are no events occurring after the reporting date and before the date of approval of the financial statements by the Board of Directors that require adjustment to or disclosure in these financial statements.

23. Ukraine Russia tensions

The ongoing Russia-Ukraine crisis poses geopolitical risks that could lead to market volatility and disrupt international trade. While the JMMB Group has no direct exposure to Russia and Ukraine, there can be indirect impacts through global financial markets. While we believe that these impacts have been largely priced in we continue to monitor the situation and take any developments into account in our management strategies and will respond as the situation evolves

24. Climate Related Risks

The JMMB Group acknowledges that climate change can have serious implications for our business and our clients going forward. We understand that the effects of climate change may pose physical, transition, and other risks that could impact our operations and financial performance. This disclosure outlines these potential risks while also highlighting opportunities related to a low-carbon, sustainable economy and our plans to develop a framework to address this emerging risk area.

Physical risks arise from potential damage to our physical assets and those of our clients due to climate change-induced events, including acute events like floods and storms, and chronic conditions like rising sea levels and changing precipitation patterns.

JMMB Securities (T&T) Limited

Notes to the Financial Statements

31 March 2024

(Expressed in Trinidad and Tobago dollars)

24. Climate Related Risks (continued)

Transition risks arise from the process of adjustment towards a low-carbon economy. These risks are varied and include changes in technology, policy and legal frameworks, and market conditions which can have financial and reputational impacts on our operations.

These risks could influence the viability of certain sectors or businesses, the valuation of collateral and by extension the credit risk associated with certain borrowers. There are also the risks associate with shifts in supply and demand, changes in energy prices, changes in asset valuations or changing sentiment towards certain industries that could affect the financial performance of our clients and impact our own investment and credit portfolios.

The transition to a low-carbon, sustainable economy also presents various opportunities such as the growing demand for green finance products, such as green bonds and sustainability-linked loans as well as opportunities in advising clients on sustainability and climate-related issues.

The Group currently identifies climate change risk as an emerging risk within its Enterprise Risk Management framework. Progress is being made in developing a comprehensive environmental and social policy geared at enhancing and complementing our existing lending policies, guidelines and business practices to better manage sustainability challenges and promote responsible growth in our credit portfolios. This will be cascaded throughout the Group in the upcoming fiscal year.

While there is no formal climate risk policy in place at present, the Group has started the work on building our expertise in this area. The Group ensures that there are mitigants in place for certain climate related events such as insurance for its physical assets as well as assets held as collateral for loan facilities. There is also a Business Continuity Plan (BCP) in place to ensure that the Group can operate in situations where climate related disruptions to business may occur. The Group recognizes the growing importance of this emerging risk area and will be implementing methodologies for identifying and quantifying how climate risks could impact us and our clients as well as strategies to manage this risk going forward. With this said, we acknowledge that we are in the preliminary stages of developing this framework and will be working to progress this in the upcoming year.

JMMB Securities (T&T) Limited

31 March 2024

GLOSSARY

IFRS	International Financial Reporting Standards	Standardized accounting standards across international boundaries
IASB	International Accounting Standards Board	Independent account standard-setting body of the IFRS Foundation
FVOCI	Fair value through other comprehensive income	Comprising items of income and expense that are not recognised in profit or loss
FVTPL	Fair value through profit or loss	Comprising items of income and expense that are recognised in profit or loss
ECL	Expected Credit Losses	Measurement of expected credit losses that result from default of financial assets e.g. loans and investments
SICR	Significant increase in credit risk	Significant change in estimated default risk
PD	Probability of default	The likelihood of failure by borrower to repay debt
EAD	Exposure at default	The total value a company is exposed to when a counterparty defaults
IG	Investment grade	A level of credit rating for counterparties and issues regarded as carrying a minimal risk to investors
LGD	Loss given default	The loss incurred by a financial institution when a borrower defaults on a loan
Bp	Basis point	Used in expressing differences of interest rates
BCP	Business continuity plan	Process involved in creating a system of prevention and recovery from potential threats to a company
POCI	Purchased or originated credit-impaired	Assets that are credit impaired at initial recognition/purchase
SPPI	Solely payments of principal and interest	Where the business model is to hold assets to collect contractual cash flows or to collect contractual cash flows and sell, the company assesses whether the financial instruments' cash flows represent solely payments of principal and interest
ROU	Right of Use Asset	The lessees right to use an asset over the life of a lease
-	Standard Monitoring	This classification applies to financial assets that are current and whose original source of repayment is adequate. It has adequate collateral support and does not carry more than a normal risk of loss.
-	Watch listed	This classification applies to financial assets that are of acceptable quality. However, due to particular weaknesses, it requires more than usual management attention to prevent deterioration.